
Interact for Health 2021 Grantee Perception Report

Generated on February 11, 2025



THE CENTER FOR
EFFECTIVE PHILANTHROPY

675 Massachusetts Avenue
7th Floor
Cambridge, MA 02139
617-492-0800

131 Steuart Street
Suite 501
San Francisco, CA 94105
415-391-3070

cep.org

The online version of this report can be accessed at cep.surveymresults.org

Key Ratings Summary 1

Survey Population 3

Subgroup Methodology and Differences 3

Comparative Cohorts 5

Grantmaking Characteristics 7

Impact on and Understanding of Grantees' Fields..... 9

Advancing Knowledge and Public Policy..... 9

Impact on and Understanding of Grantees' Local Communities 11

Impact on and Understanding of Grantees' Organizations..... 12

Grantee Challenges..... 12

Funder-Grantee Relationships..... 13

Interaction Patterns 14

Communication..... 15

Openness..... 16

Top Predictors of Relationships 16

Funder Response to Current Challenges 18

Beneficiaries and Contextual Understanding 19

Diversity, Equity, Inclusion and Grantee Demographics..... 20

Primary Beneficiary of Grant..... 20

Respondent Demographics 22

Organization ED/CEO Demographics 26

Grant Processes 30

Selection Process 30

Time Between Submission and Clear Commitment 30

Reporting and Evaluation Process 31

Reporting Process 32

Evaluation Process..... 33

Dollar Return and Time Spent on Processes..... 35

Time Spent on Selection Process 35

Time Spent on Reporting and Evaluation Process 36

Non-Monetary Assistance 39

Customized Questions 41

Grantees' Open-Ended Comments..... 44

Quality of Processes, Interactions and Communications 44

Grantees' Suggestions 44

Selected Comments 45

Contextual Data 47

Grantee Characteristics 50

Funder Characteristics 53

Additional Survey Information 54

About CEP and Contact Information..... 57

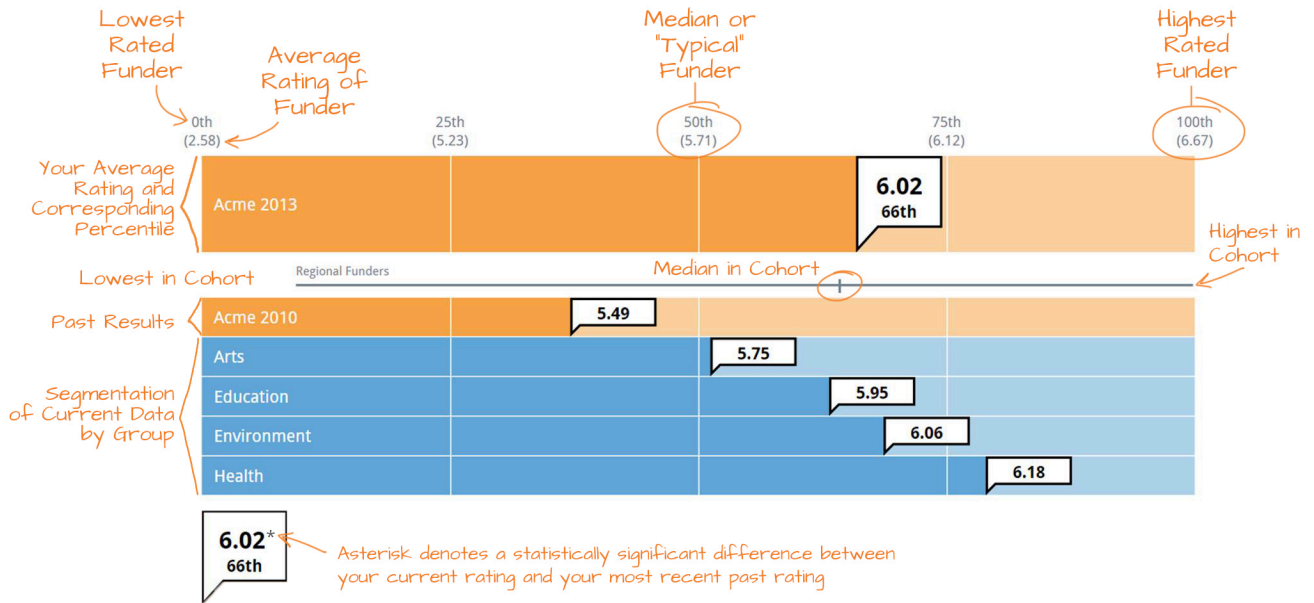
Key Ratings Summary

The following chart highlights a selection of your key results. Each of these data points corresponds to an individual survey measure that is displayed with additional detail in the subsequent pages of this report.



Interpreting Your Charts

Many of the charts in this report are shown in this format. See below for an explanation of the chart elements.



Missing data: Selected grantee ratings are not displayed in this report due to changes in the survey instrument, or when a question received fewer than ten responses.

Survey Population

Survey	Survey Fielded	Survey Population	Number of Responses Received	Survey Response Rate
Interact for Health 2021	May and June 2021	77	44	57%
Interact for Health 2010	February and March 2010	123	96	78%

Survey Year	Year of Active Grants
Interact for Health 2021	2020
Interact for Health 2010	2009
Interact for Health 2004	October 2001 - September 2003

Throughout this report, Interact for Health's survey results are compared to CEP's broader dataset of more than 40,000 grantees built up over more than a decade of grantee surveys of more than 350 funders. The full list of participating funders can be found at <https://cep.org/gpr-participants/>.

In order to protect the confidentiality of respondents results are not shown when CEP received fewer than ten responses to a specific question.

Subgroups

In addition to showing Interact for Health's overall ratings, this report shows ratings segmented by Grants Management System. The online version of this report also shows ratings segmented by Grant Type.

Grants Management System	Number of Responses
GIFTS	24
Foundant	20

Grant Type	Number of Responses
Implementation	26
General Operating Support	11

Subgroup Methodology and Differences

The following page outlines the methodology used to determine the subgroups that are displayed in the report, along with any differences in grantee perceptions. Differences should be interpreted in the context of Interact for Health's goals and strategy.

For the question about gender identity, survey respondents are asked to share their gender identities in a check-all-that-apply question. Each chart has the option of showing the average ratings of respondents who selected only "man," only "woman," multiple gender identities, "non-binary," "gender non-conforming," "prefer to self-identify", and "prefer not to say" – as long as that response option had at least 10 respondents.

Per CEP's standard methodology, groups with fewer than 10 respondents are excluded from statistical analysis. Where possible, CEP does run trend analysis among groups to understand if ratings differ from the overall rating by more than 0.3 across survey measures.

Subgroup Methodology

Grants Management System: In Interact for Health's grantee list, each individual was tagged to either the GIFTS or Foundant Grants Management System.

Grant Type: Grantees were additionally tagged to the type of grant they received in Interact for Health's contact list. Based on input from Interact for Health, grantees who received Planning grants were excluded. Results are categorized by General Operating Support and Implementation grants.

Gender Identity: In the survey, grantees were asked to select all options that applied to the question, "Please select the option that best represents how you describe

yourself."

Respondents' Person of Color Identity: Grantees were asked if they identify as a person of color in the survey.

Subgroup Differences

Grants Management System: Grantees who were tagged to the GIFTS Grants Management System rate significantly higher than grantees tagged to the Foundant Grants Management System across several measures in the survey, such as:

- Understanding of grantees' fields, goals, and strategy
- Grantee comfort approaching Interact for Health if a problem arises
- The extent to which grantees agree that Interact for Health is open to their ideas
- The effectiveness of Interact for Health's response to the movement for racial justice
- Interact for Health's effect on public policy and advancement of knowledge in grantees' fields
- Administrative hours spent on funder requirements over the lifetime of the grant

Grant Type: Grantees who received grants for Implementation did not rate significantly different from grantees who received grants for General Operating Support.

Gender Identity: See "[Respondent Demographics](#)" page.

Respondents' Person of Color Identity: See "[Respondent Demographics](#)" page.

Comparative Cohorts

Customized Cohort

Interact for Health selected a set of 14 funders to create a smaller comparison group that more closely resembles Interact for Health in scale and scope.

Custom Cohort

Danville Regional Foundation
Episcopal Health Foundation
Health Care Foundation of Greater Kansas City
Interact for Health
Kessler Foundation
Michigan Health Endowment Fund
Missouri Foundation for Health
New York State Health Foundation
Paso del Norte Health Foundation
Quantum Foundation
REACH Healthcare Foundation
Saint Luke's Foundation
The Assisi Foundation of Memphis, Inc.
The PATH Foundation

Standard Cohorts

CEP also included 16 standard cohorts to allow for comparisons to a variety of different types of funders.

Strategy Cohorts

Cohort Name	Count	Description
Small Grant Providers	40	Funders with median grant size of \$20K or less
Large Grant Providers	90	Funders with median grant size of \$200K or more
High Touch Funders	36	Funders for which a majority of grantees report having contact with their primary contact monthly or more often
Intensive Non-Monetary Assistance Providers	42	Funders that provide at least 30% of grantees with comprehensive or field-focused assistance as defined by CEP
Proactive Grantmakers	82	Funders that make at least 90% of grants by invitation only
Responsive Grantmakers	100	Funders that make at most 10% of grants by invitation only
International Funders	55	Funders that fund outside of their own country
European Funders	25	Funders that are headquartered in Europe

Annual Giving Cohorts

Cohort Name	Count	Description
Funders Giving Less Than \$5 Million	58	Funders with annual giving of less than \$5 million
Funders Giving \$50 Million or More	70	Funders with annual giving of \$50 million or more

Foundation Type Cohorts

Cohort Name	Count	Description
Private Foundations	158	All private foundations in the GPR dataset
Family Foundations	76	All family foundations in the GPR dataset
Community Foundations	34	All community foundations in the GPR dataset
Health Conversion Foundations	29	All health conversion foundations in the GPR dataset
Corporate Foundations	20	All corporate foundations in the GPR dataset

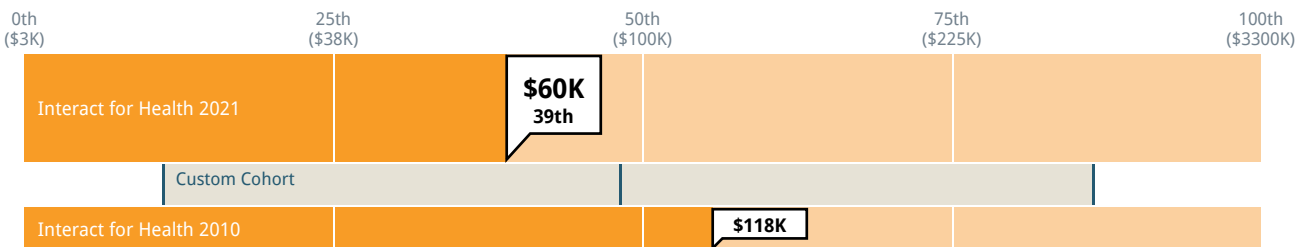
Other Cohorts

Cohort Name	Count	Description
Funders Outside the United States	39	Funders that are primarily based outside the United States
Recently Established Foundations	78	Funders that were established in 2000 or later
Funders Surveyed During COVID-19	77	Funders who surveyed grantees during COVID-19 (GPR only)

Grantmaking Characteristics

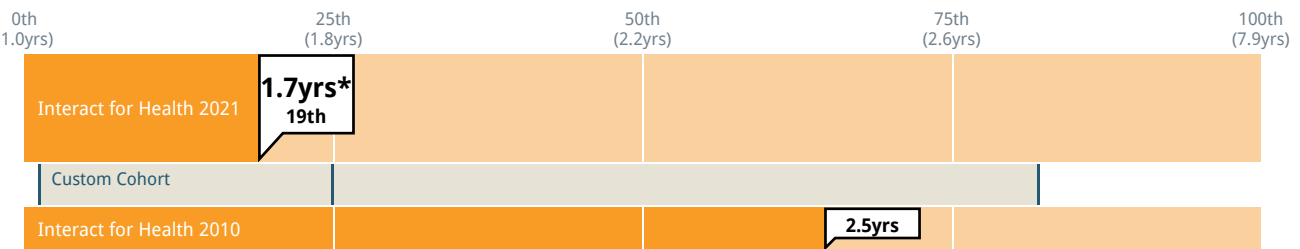
Foundations make different choices about the ways they organize themselves, structure their grants, and the types of grantees they support. The following charts and tables show some of these important characteristics. The information is based on self-reported data from funders and grantees, and further detail is available in the Contextual Data section of this report.

Median Grant Size



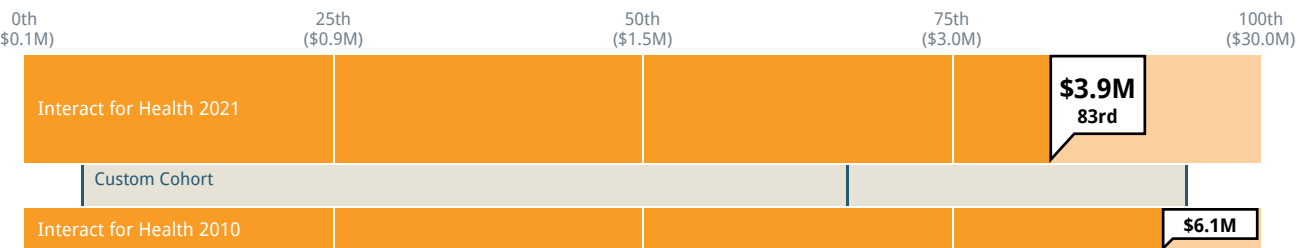
Cohort: Custom Cohort Past results: on Subgroup: None

Average Grant Length



Cohort: Custom Cohort Past results: on Subgroup: None

Median Organizational Budget



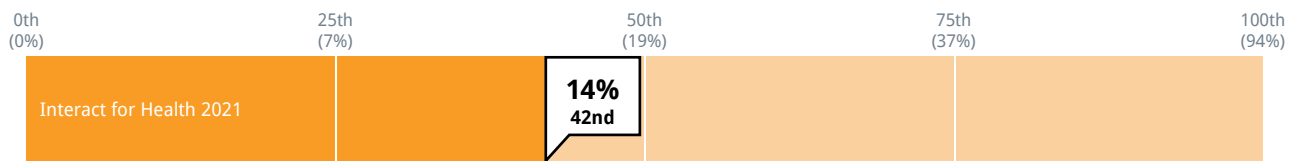
Cohort: Custom Cohort Past results: on Subgroup: None

Selected Cohort: Custom Cohort				
Grant History	Interact for Health 2021	Interact for Health 2010	Average Funder	Custom Cohort
Percentage of first-time grants	26%	26%	29%	33%

Selected Cohort: Custom Cohort				
Program Staff Load	Interact for Health 2021	Interact for Health 2010	Median Funder	Custom Cohort
Dollars awarded per program staff full-time employee	\$0.2M	\$1.1M	\$2.7M	\$1.7M
Applications per program full-time employee	3	12	26	26
Active grants per program full-time employee	4	23	30	23

Proportion of Unrestricted Funding

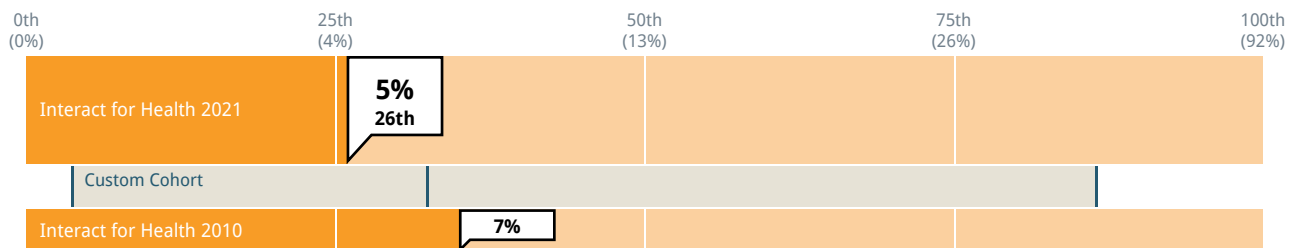
Proportion of grantees responding 'No, this funding was not restricted to a specific use (i.e. general operating, core support)'



Cohort: None Past results: on Subgroup: None

Proportion of grantees receiving multi-year unrestricted grants

Proportion of grantees responding 'No, this funding was not restricted to a specific use (i.e. general operating, core support)' and report receiving grants for two years or longer

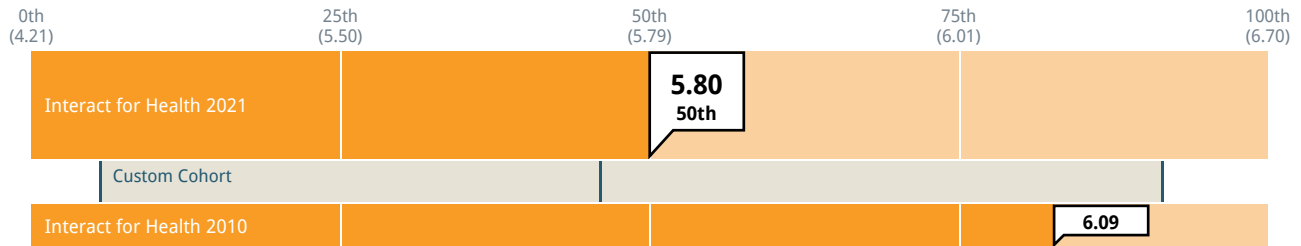


Cohort: Custom Cohort Past results: on Subgroup: None

Impact on and Understanding of Grantees' Fields

Overall, how would you rate Interact for Health's impact on your field?

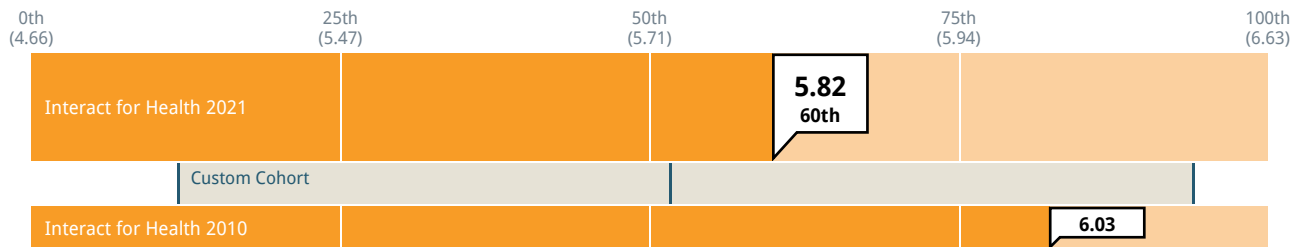
1 = No impact 7 = Significant positive impact



Cohort: Custom Cohort Past results: on Subgroup: None

How well does Interact for Health understand the field in which you work?

1 = Limited understanding of the field 7 = Regarded as an expert in the field

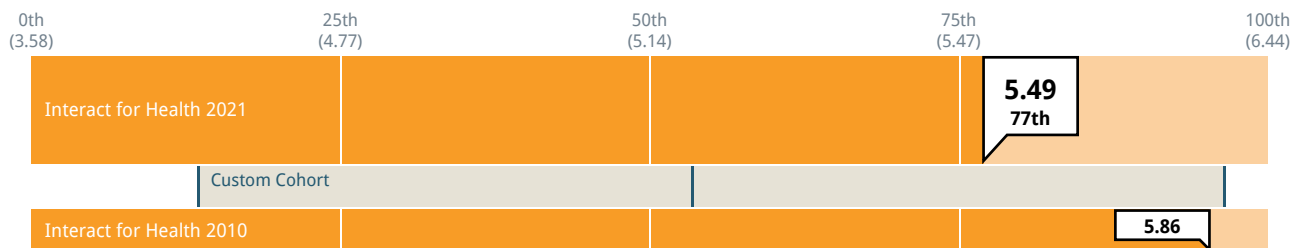


Cohort: Custom Cohort Past results: on Subgroup: None

Advancing Knowledge and Public Policy

To what extent has Interact for Health advanced the state of knowledge in your field?

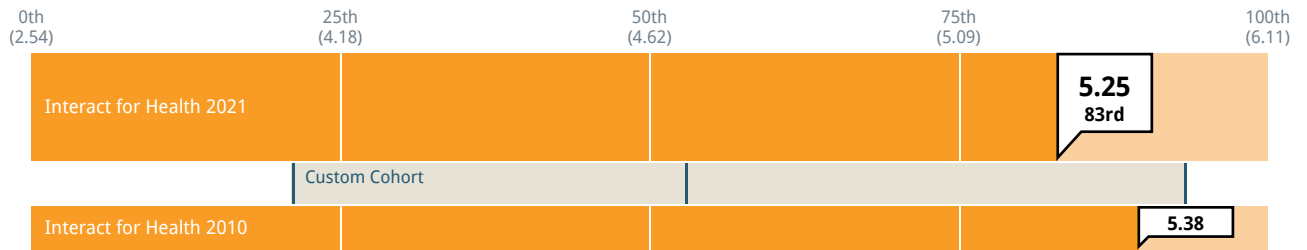
1 = Not at all 7 = Leads the field to new thinking and practice



Cohort: Custom Cohort Past results: on Subgroup: None

To what extent has Interact for Health affected public policy in your field?

1 = Not at all 7 = Major influence on shaping public policy

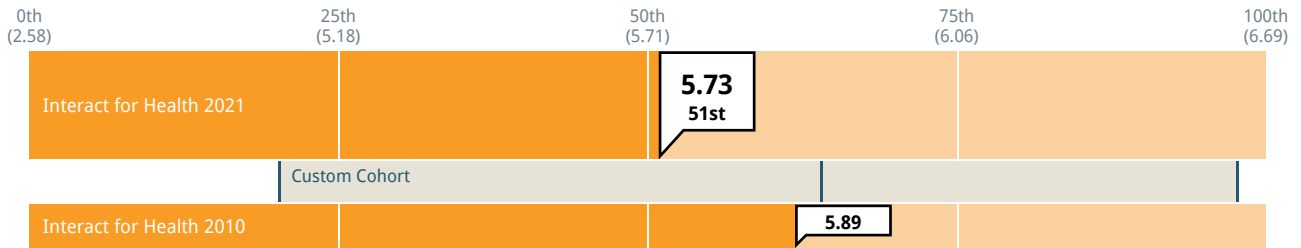


Cohort: Custom Cohort Past results: on Subgroup: None

Impact on and Understanding of Grantees' Local Communities

Overall, how would you rate Interact for Health's impact on your local community?

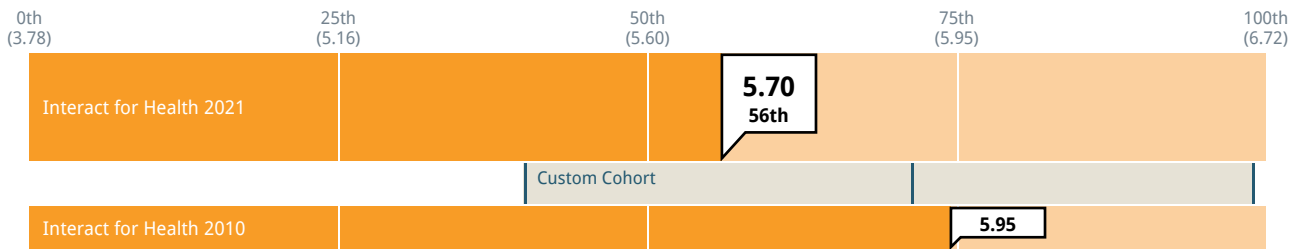
1 = No impact 7 = Significant positive impact



Cohort: Custom Cohort Past results: on Subgroup: None

How well does Interact for Health understand the local community in which you work?

1 = Limited understanding of the community 7 = Regarded as an expert on the community

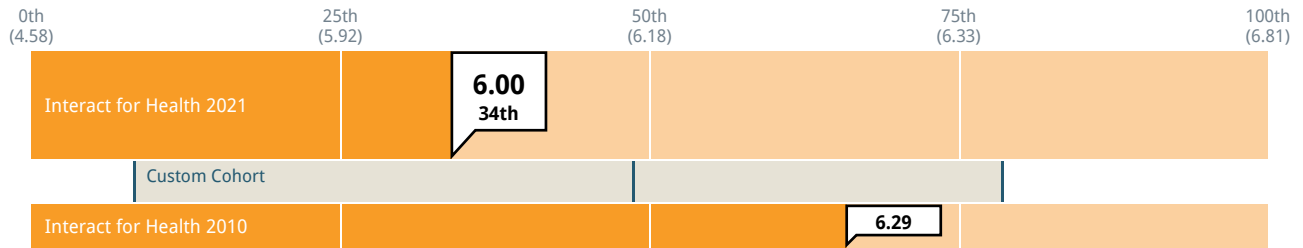


Cohort: Custom Cohort Past results: on Subgroup: None

Impact on and Understanding of Grantees' Organizations

Overall, how would you rate Interact for Health's impact on your organization?

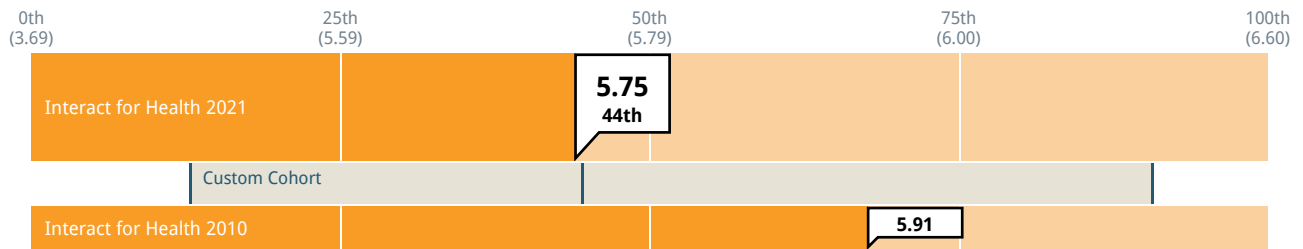
1 = No impact 7 = Significant positive impact



Cohort: Custom Cohort Past results: on Subgroup: None

How well does Interact for Health understand your organization's strategy and goals?

1 = Limited understanding 7 = Thorough understanding

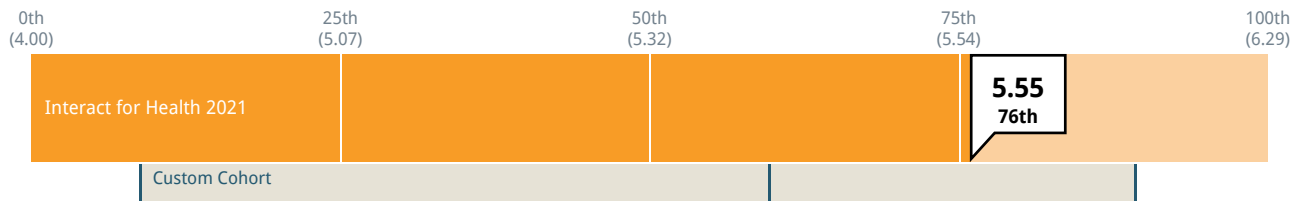


Cohort: Custom Cohort Past results: on Subgroup: None

Grantee Challenges

How aware is Interact for Health of the challenges that your organization is facing?

1 = Not at all aware 7 = Extremely aware

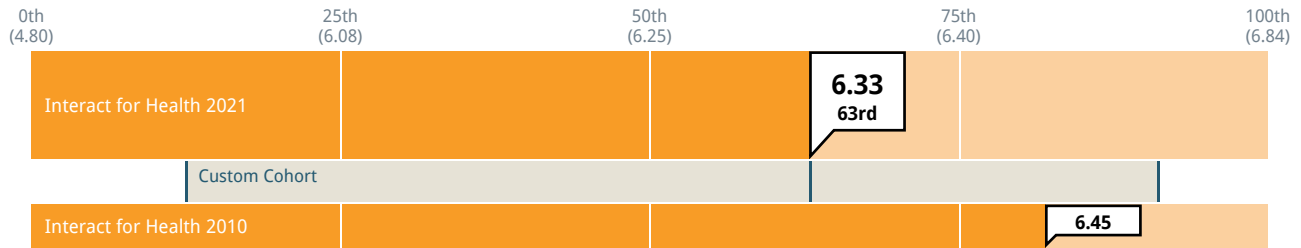


Cohort: Custom Cohort Past results: on Subgroup: None

Funder-Grantee Relationships

How comfortable do you feel approaching Interact for Health if a problem arises?

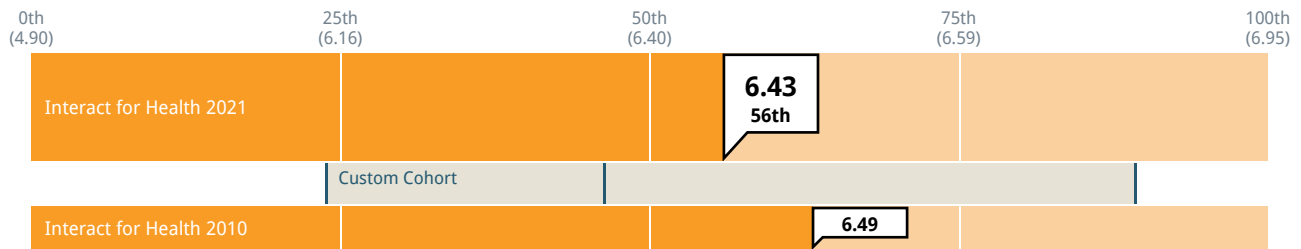
1 = Not at all comfortable 7 = Extremely comfortable



Cohort: Custom Cohort Past results: on Subgroup: None

Overall, how responsive was Interact for Health staff?

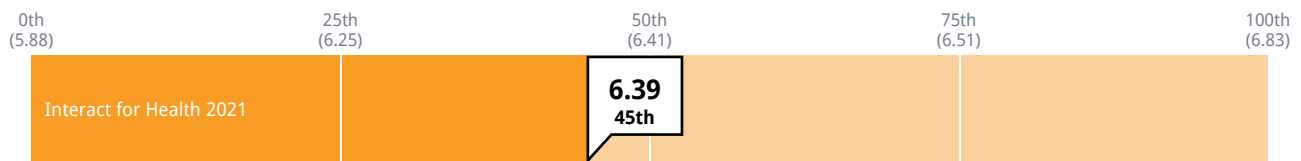
1 = Not at all responsive 7 = Extremely responsive



Cohort: Custom Cohort Past results: on Subgroup: None

To what extent did Interact for Health exhibit trust in your organization's staff during this grant?

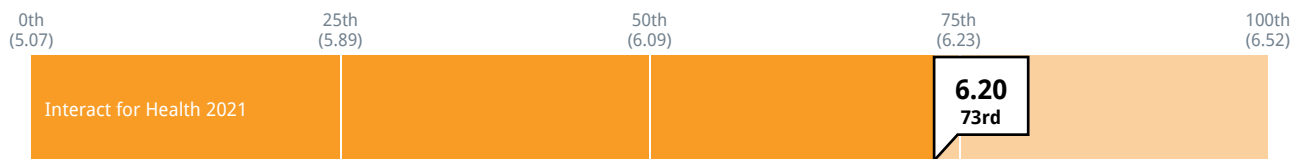
1 = Not at all 4 = Somewhat 7 = To a great extent



Cohort: None Past results: on Subgroup: None

To what extent did Interact for Health exhibit candor about Interact for Health's perspectives on your work during this grant?

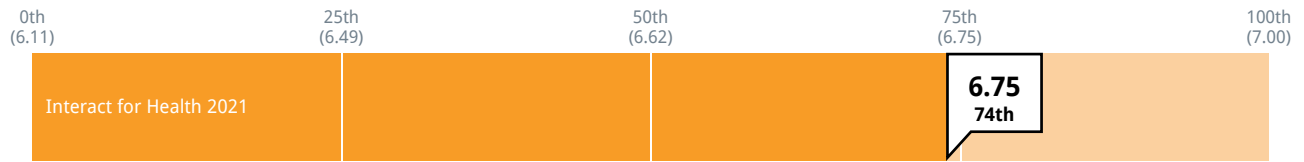
1 = Not at all 4 = Somewhat 7 = To a great extent



Cohort: None Past results: on Subgroup: None

To what extent did Interact for Health exhibit respectful interaction during this grant?

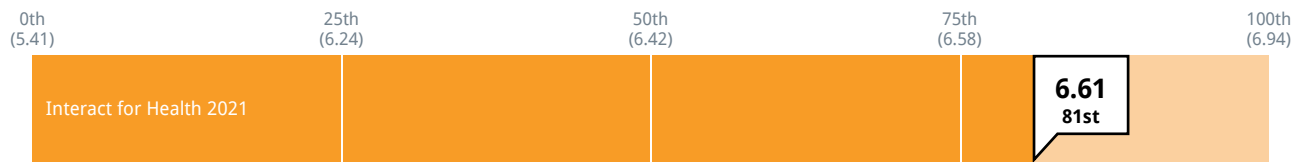
1 = Not at all 4 = Somewhat 7 = To a great extent



Cohort: None Past results: on Subgroup: None

To what extent did Interact for Health exhibit compassion for those affected by your work during this grant?

1 = Not at all 4 = Somewhat 7 = To a great extent

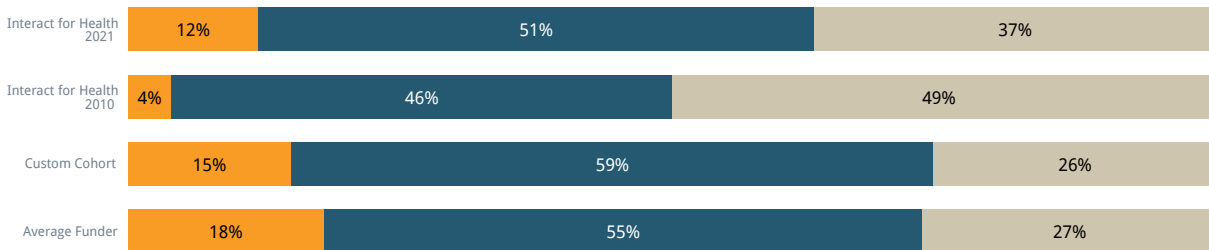


Cohort: None Past results: on Subgroup: None

Interaction Patterns

How often do/did you have contact with your program officer during this grant?

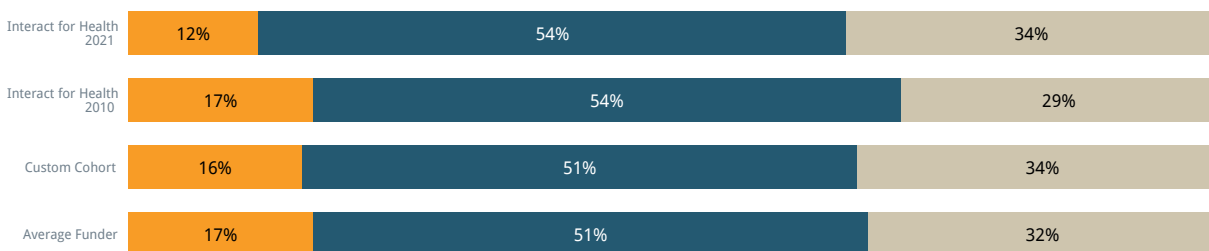
Yearly or less often Once every few months Monthly or more often



Cohort: Custom Cohort Past results: on

Who most frequently initiated the contact you had with your program officer?

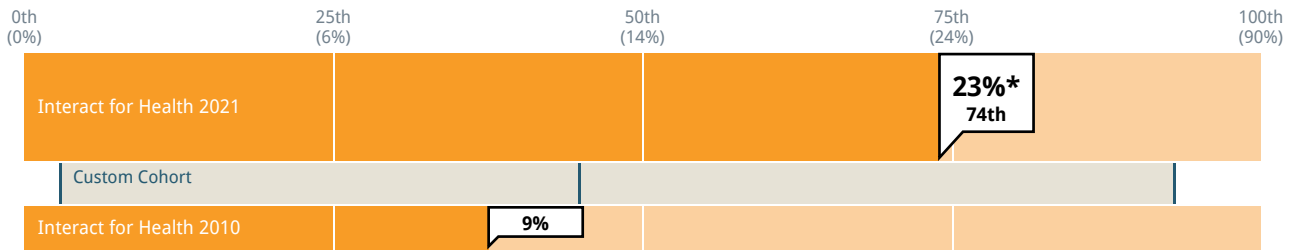
your program officer Both of equal frequency Grantee



Cohort: Custom Cohort Past results: on

Has your main contact at Interact for Health changed in the past six months?

Proportion of grantees responding 'Yes'

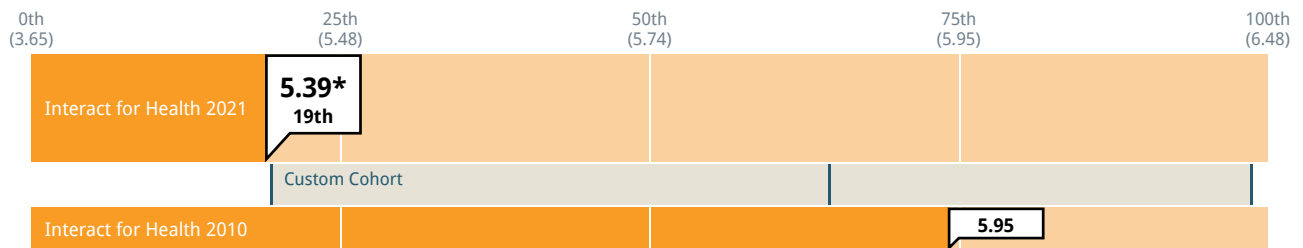


Cohort: Custom Cohort Past results: on Subgroup: None

Communication

How clearly has Interact for Health communicated its goals and strategy to you?

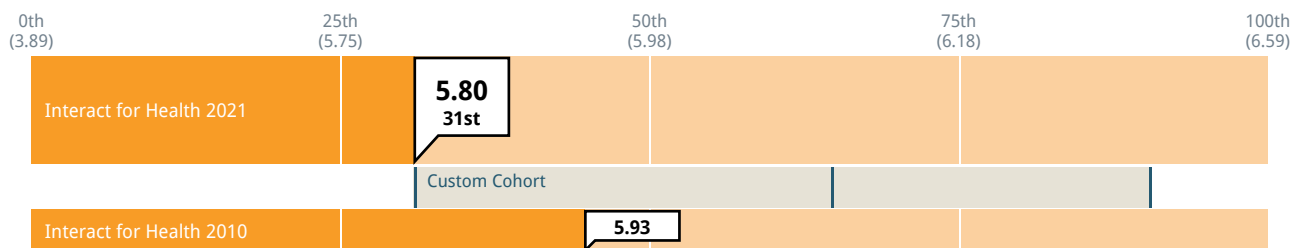
1 = Not at all clearly 7 = Extremely clearly



Cohort: Custom Cohort Past results: on Subgroup: None

How consistent was the information provided by different communication resources, both personal and written, that you used to learn about Interact for Health?

1 = Not at all consistent 7 = Completely consistent



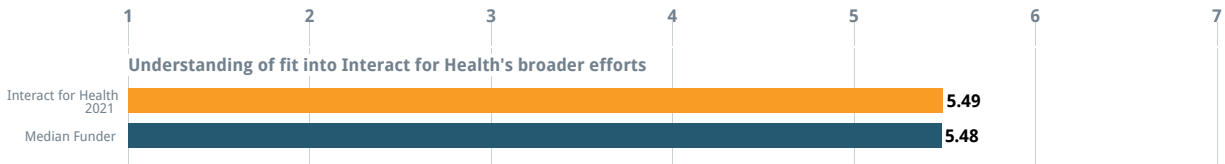
Cohort: Custom Cohort Past results: on Subgroup: None

The following question was recently added to the grantee survey and depicts comparative data from 75-100 funders in the grantee dataset.

How well do you understand the way in which the work funded by this grant fits into Interact for Health's broader efforts?

1 = Limited understanding 7 = Thorough understanding

Interact for Health 2021 Median Funder

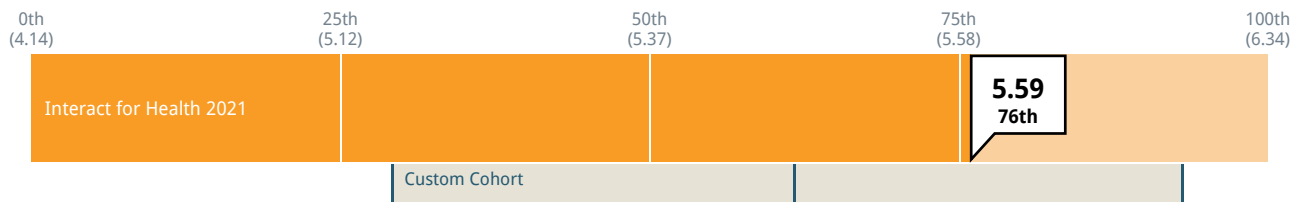


Cohort: None Past results: on

Openness

To what extent is Interact for Health open to ideas from grantees about its strategy?

1 = Strongly disagree 4 = Neither agree nor disagree 7 = Strongly agree



Cohort: Custom Cohort Past results: on Subgroup: None

Top Predictors of Relationships

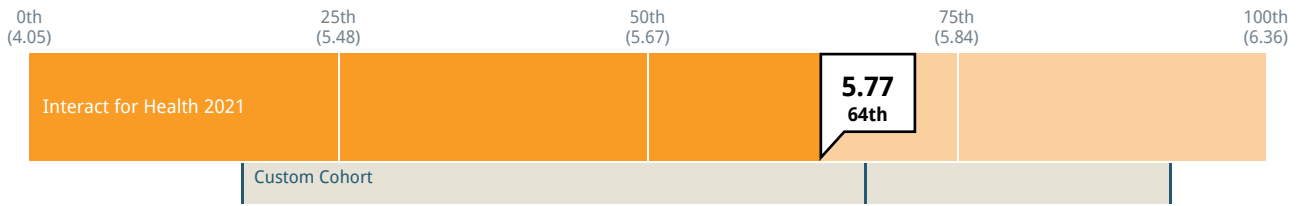
CEP's research has shown that the strongest predictors of the strength of funder-grantee relationships are transparency and understanding.

Seven related measures of understanding, together create the larger construct that CEP refers to as "understanding". The understanding summary measure below is an average of ratings on the following measures:

- Interact for Health's understanding of partner organizations' **strategy and goals**
- Interact for Health's awareness of partner **organizations' challenges**
- Interact for Health's understanding of the **fields** in which partners work
- Interact for Health's understanding of partners' **local communities**
- Interact for Health's understanding of the **social, cultural, or socioeconomic factors** that affect partners' work
- Interact for Health's understanding of intended **beneficiaries' needs**
- Extent to which Interact for Health's **funding priorities** reflect a deep understanding of partners' intended beneficiaries' needs

Understanding Summary Measure

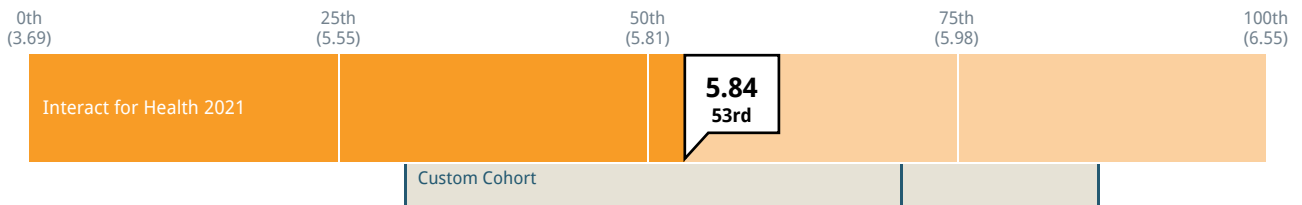
1 = Very negative 7 = Very positive



Cohort: Custom Cohort Past results: on Subgroup: None

Overall, how transparent is Interact for Health with your organization?

1 = Not at all transparent 7 = Extremely transparent



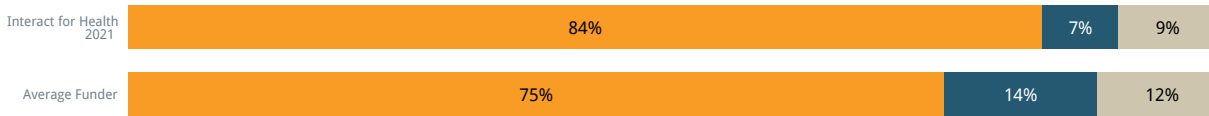
Cohort: Custom Cohort Past results: on Subgroup: None

Funder Response to Current Challenges

The subsequent questions were recently added to the grantee survey and depict data from 25-50 funders in CEP's dataset.

Are you aware of any action Interact for Health has taken in response to the COVID-19 pandemic?

Yes No Don't know



Cohort: None Past results: on

Are you aware of any action Interact for Health has taken in response to the movement for racial justice and greater equity?

Yes No Don't know

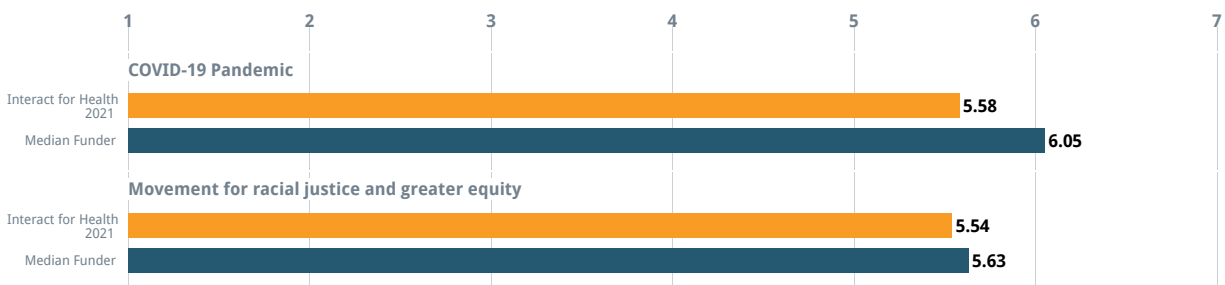


Cohort: None Past results: on

How would you rate the effectiveness of Interact for Health's response to the following:

1 = Not at all effective 7 = Extremely effective

Interact for Health 2021 Median Funder

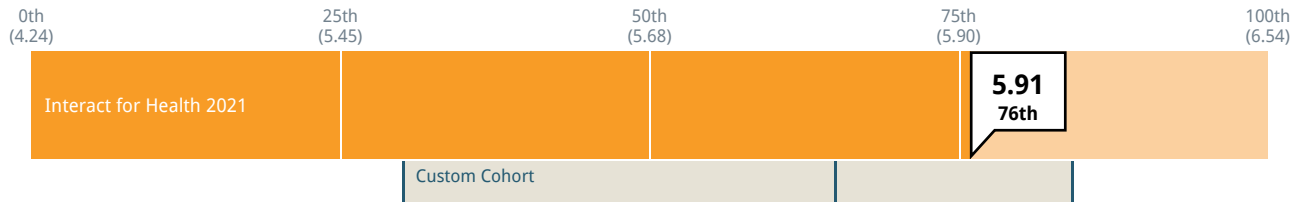


Cohort: None Past results: on

Beneficiaries and Contextual Understanding

How well does Interact for Health understand the social, cultural, or socioeconomic factors that affect your work?

1 = Limited understanding 7 = Thorough understanding

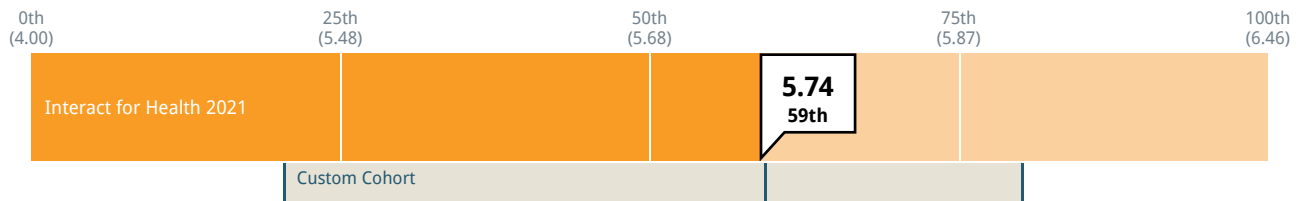


Cohort: Custom Cohort Past results: on Subgroup: None

In the following questions, we use the term "beneficiaries" to refer to those your organization seeks to serve through the services and/or programs it provides. Beneficiaries are often called end users, clients, constituents, or participants.

How well does Interact for Health understand your intended beneficiaries' needs?

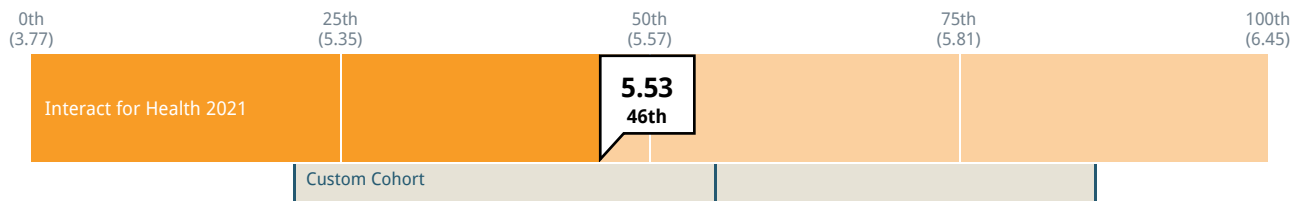
1 = Limited understanding 7 = Thorough understanding



Cohort: Custom Cohort Past results: on Subgroup: None

To what extent do Interact for Health's funding priorities reflect a deep understanding of your intended beneficiaries' needs?

1 = Not at all 7 = To a great extent



Cohort: Custom Cohort Past results: on Subgroup: None

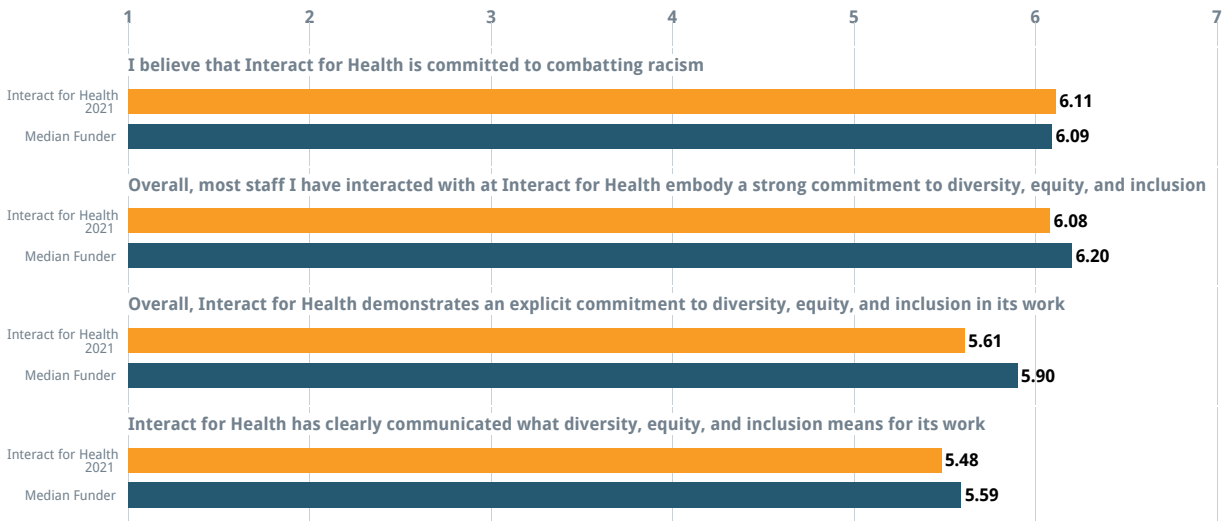
Diversity, Equity, Inclusion and Grantee Demographics

The subsequent question was recently added to the grantee survey and depicts data from 50-75 funders in CEP's dataset.

Please rate the extent to which you agree or disagree with the following statements about diversity, equity, and inclusion:

1 = Strongly disagree 4 = Neither agree nor disagree 7 = Strongly agree

Interact for Health 2021 Median Funder



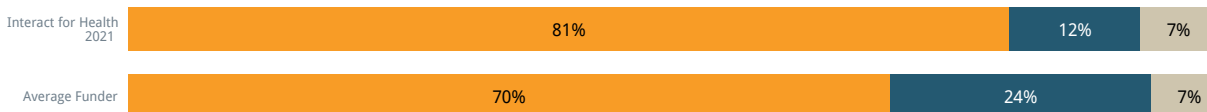
Cohort: None Past results: on

Primary Beneficiary of Grant

The subsequent question was recently added to the grantee survey and depicts data from 50-75 funders in CEP's dataset.

Are the efforts funded by this grant primarily meant to benefit historically disadvantaged groups?

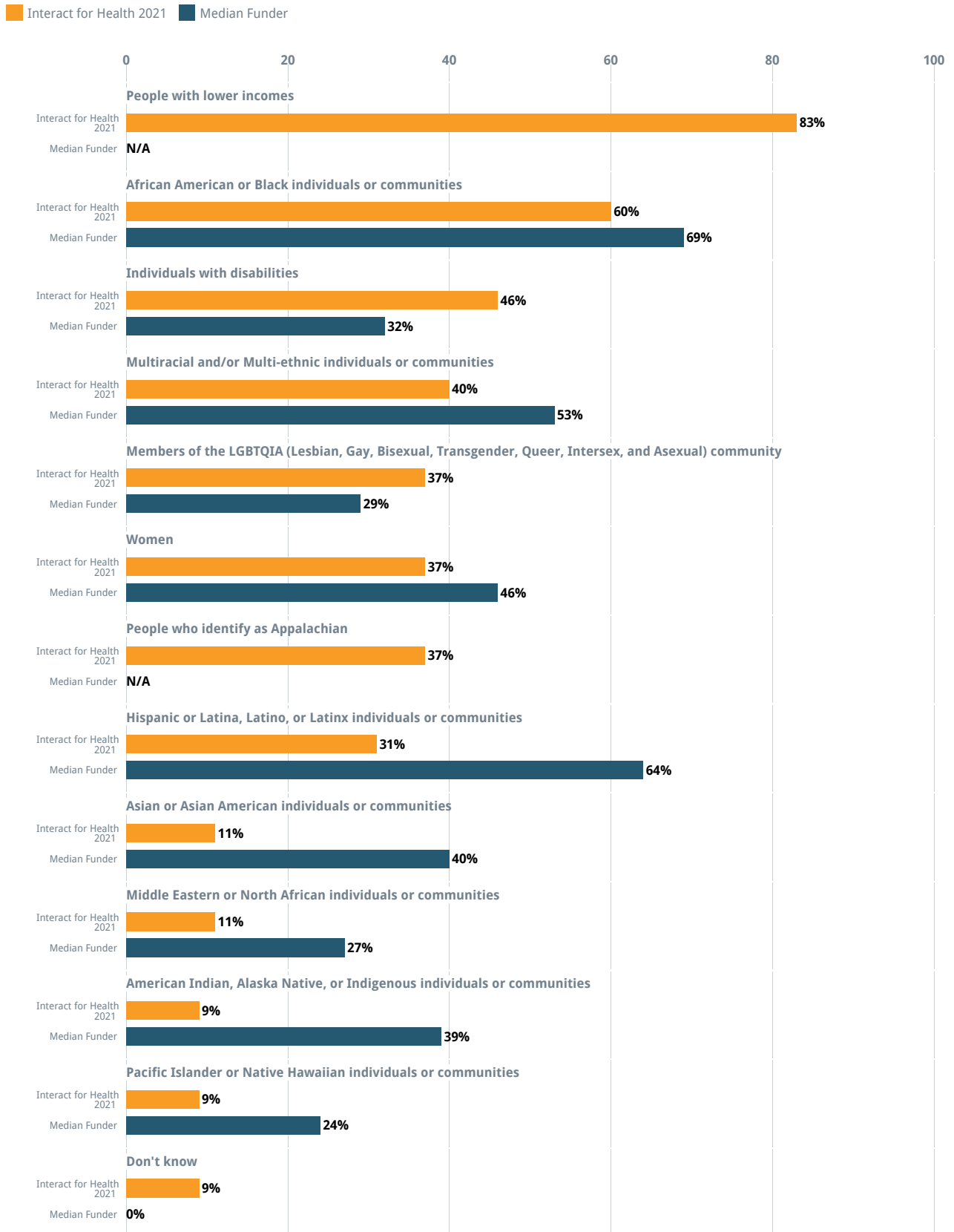
Yes No Don't know



Cohort: None Past results: on


The following question is asked only of grantees who answer "yes" to the question above. It was recently added to the grantee survey and depicts data from approximately 25-50 funders in CEP's dataset.

Specifically, are any of the following populations the primary intended beneficiaries of the efforts funded by this grant?



Cohort: None Past results: on

Specifically, are any of the following populations the primary intended beneficiaries of the efforts funded by this grant? (cont.)



Cohort: None Past results: on

Respondent Demographics

Differences in Ratings by Respondent Demographics

It is CEP's standard practice to analyze responses for differences by the following demographics characteristics:

Gender Identity: Due to small group size, respondents' gender identities are not displayed and were excluded from statistical analysis. In observing trends for these groups, no consistent differences were found.

Respondents' Person of Color Identity: Due to small group size, respondents' person of color identities are not displayed and were excluded from statistical analysis. In observing trends, however, grantees who identify as a person of color rate higher across almost half of survey measures spanning multiple themes.

Selected Cohort: Custom Cohort				
Job Title of Respondents	Interact for Health 2021	Interact for Health 2010	Average Funder	Custom Cohort
Executive Director	35%	28%	47%	48%
Other Senior Management	19%	29%	17%	17%
Project Director	28%	25%	13%	15%
Development Director	5%	3%	9%	8%
Other Development Staff	5%	0%	8%	5%
Volunteer	0%	0%	2%	1%
Other	9%	14%	5%	6%

Note: Survey questions about respondents' demographics were recently modified or added to match best practices, and depict comparative data from 50-75 funders in the dataset. Demographic questions related to grantees' POC and racial/ethnic identity are only asked of respondents in the United States.

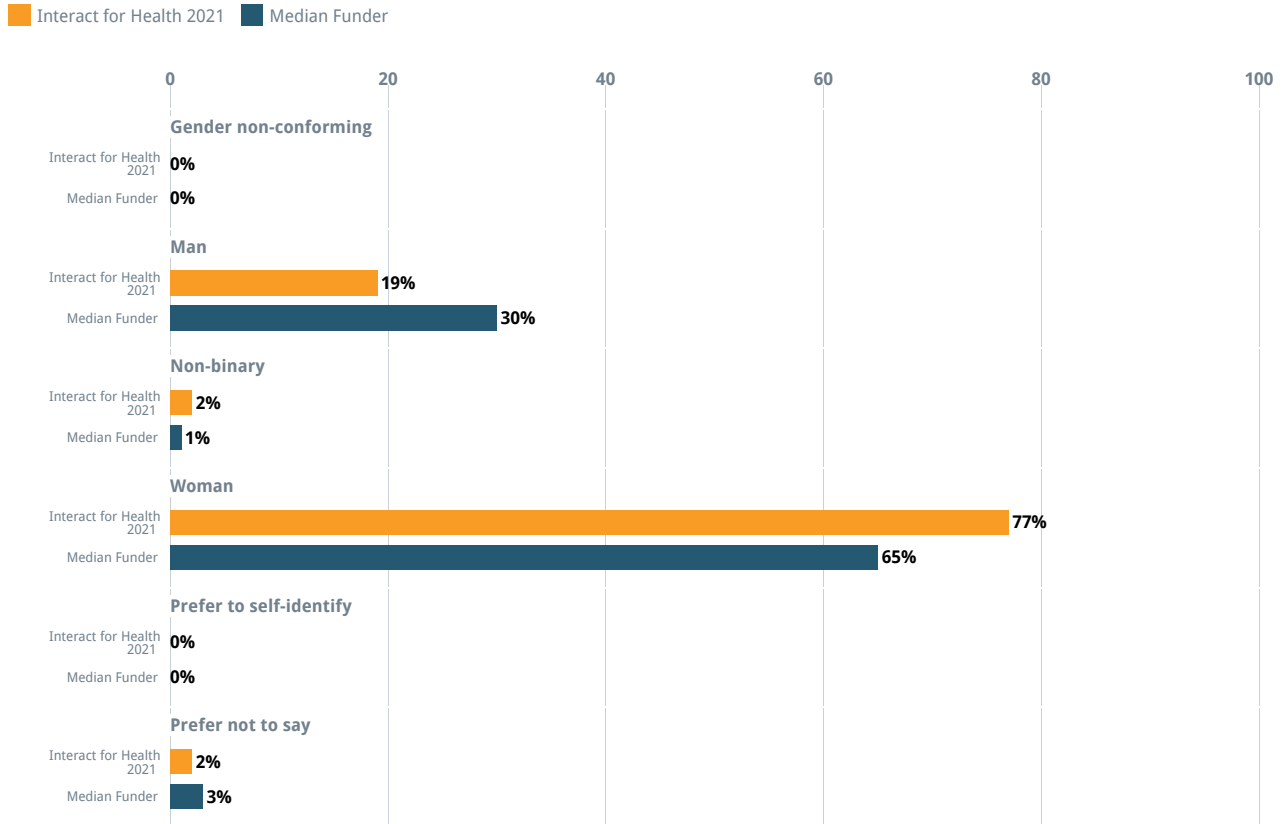
Survey language and response options for questions about race and ethnicity are guided by best practices shared by [National Institutes of Health](#), [Pew Research Center](#), [Psi Chi Journal of Psychological Research](#), and the [US Census Bureau](#).

Survey language and response options for questions about gender and LGBTQIA identity are guided by best practices shared by [Funders For LGBTQ Issues](#), [HRC](#)

Foundation's Welcoming Schools, and the Williams Institute of the University of California – Los Angeles School of Law.

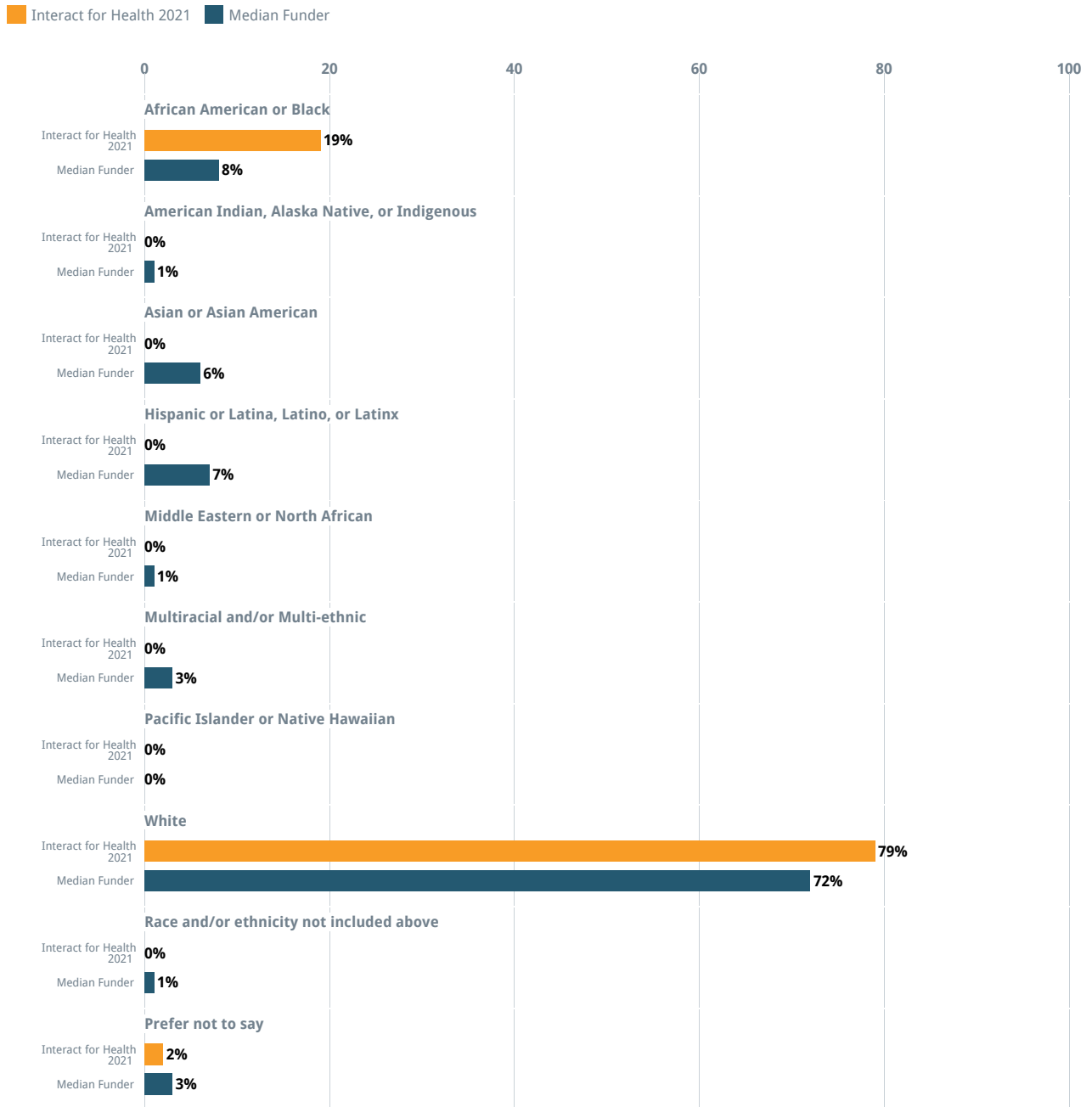
Survey respondents are asked to share their gender identities in a check-all-that-apply question. Each chart has the option of showing the average ratings of respondents who selected only "man," only "woman," multiple gender identities, "non-binary," "gender non-conforming," "prefer to self-identify," and "prefer not to say" - as long as that response option had at least 10 respondents.

Please select the option that represents how you describe yourself:



Cohort: None Past results: on

How would you describe your race and/or ethnicity?



Cohort: None Past results: on

The following question was recently added to the grantee survey and depicts comparative data from 75-100 funders in the dataset.

Selected Cohort: None		
Do you identify as a person of color?	Interact for Health 2021	Average Funder
Yes	19%	21%
No	79%	75%
Prefer not to say	2%	5%

The following questions were recently added to the grantee survey and depict comparative data from 25-50 funders in the dataset.

Selected Cohort: None		
Are you transgender?	Interact for Health 2021	Average Funder
Yes	0%	1%
No	98%	95%
Prefer not to say	2%	3%

Selected Cohort: None		
Do you identify as a member of the LGBTQIA (Lesbian, Gay, Bisexual, Transgender, Queer, Intersex, and Asexual) community?	Interact for Health 2021	Average Funder
Yes	5%	11%
No	93%	84%
Prefer not to say	2%	4%

Selected Cohort: None		
Do you identify as an individual with a disability?	Interact for Health 2021	Average Funder
Yes	0%	5%
No	98%	91%
Prefer not to say	2%	4%

Organization ED/CEO Demographics

Differences in Ratings by Demographics of Grantees' Organization Leaders

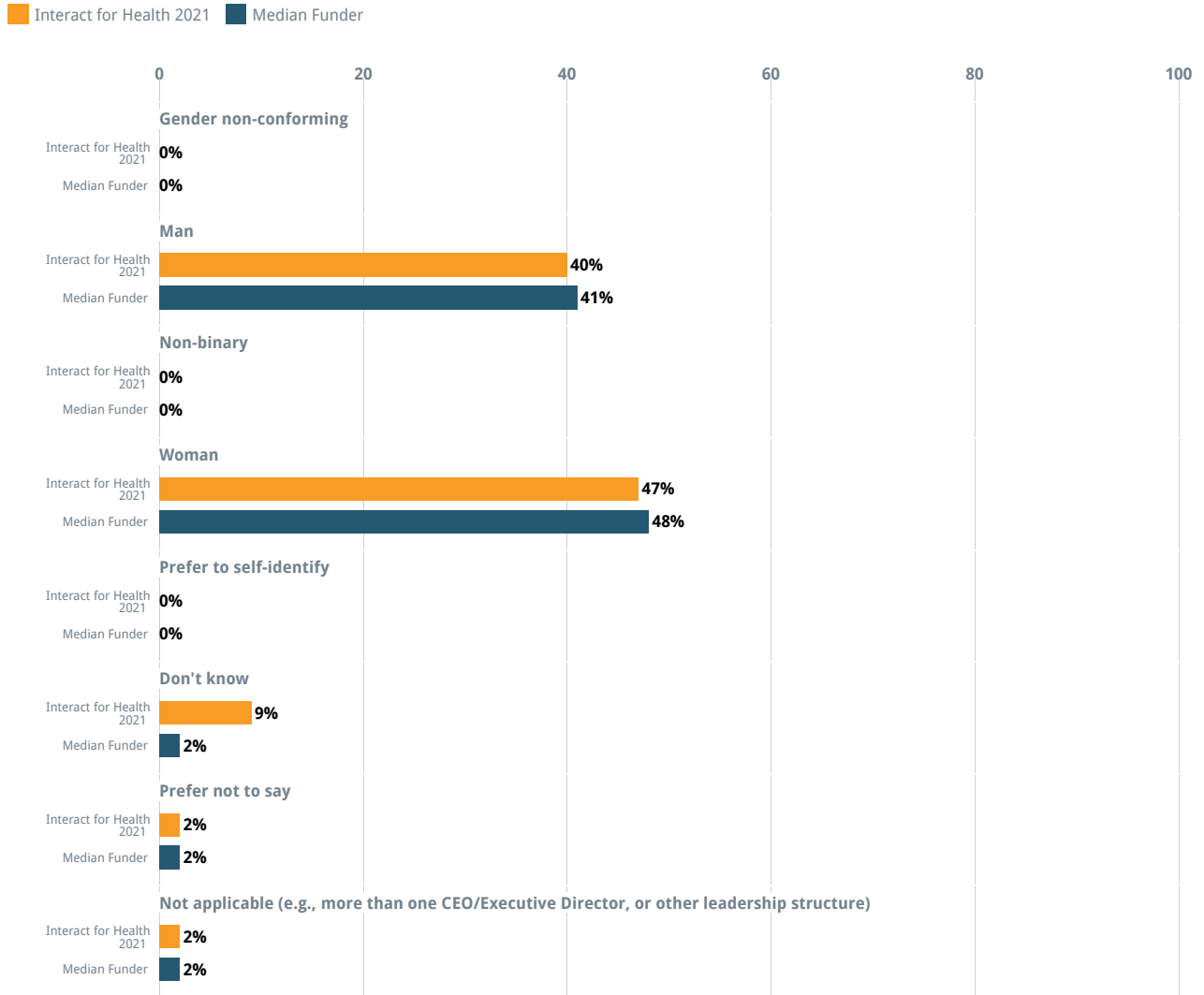
It is CEP's standard practice to analyze responses for differences by the following demographics characteristics:

- **ED - Person of Color Identity:** Groups are too small to analyze data.
- **ED - Gender:** Organizations led by men are significantly more likely to receive shorter grants.

Note: Survey questions about CEO/Executive Director demographics were recently modified or added to match best practices. Demographic questions related to POC and racial/ethnic identity are only asked of organizations based in the United States.

The subsequent question depicts comparative data from 50-75 funders in CEP's dataset.

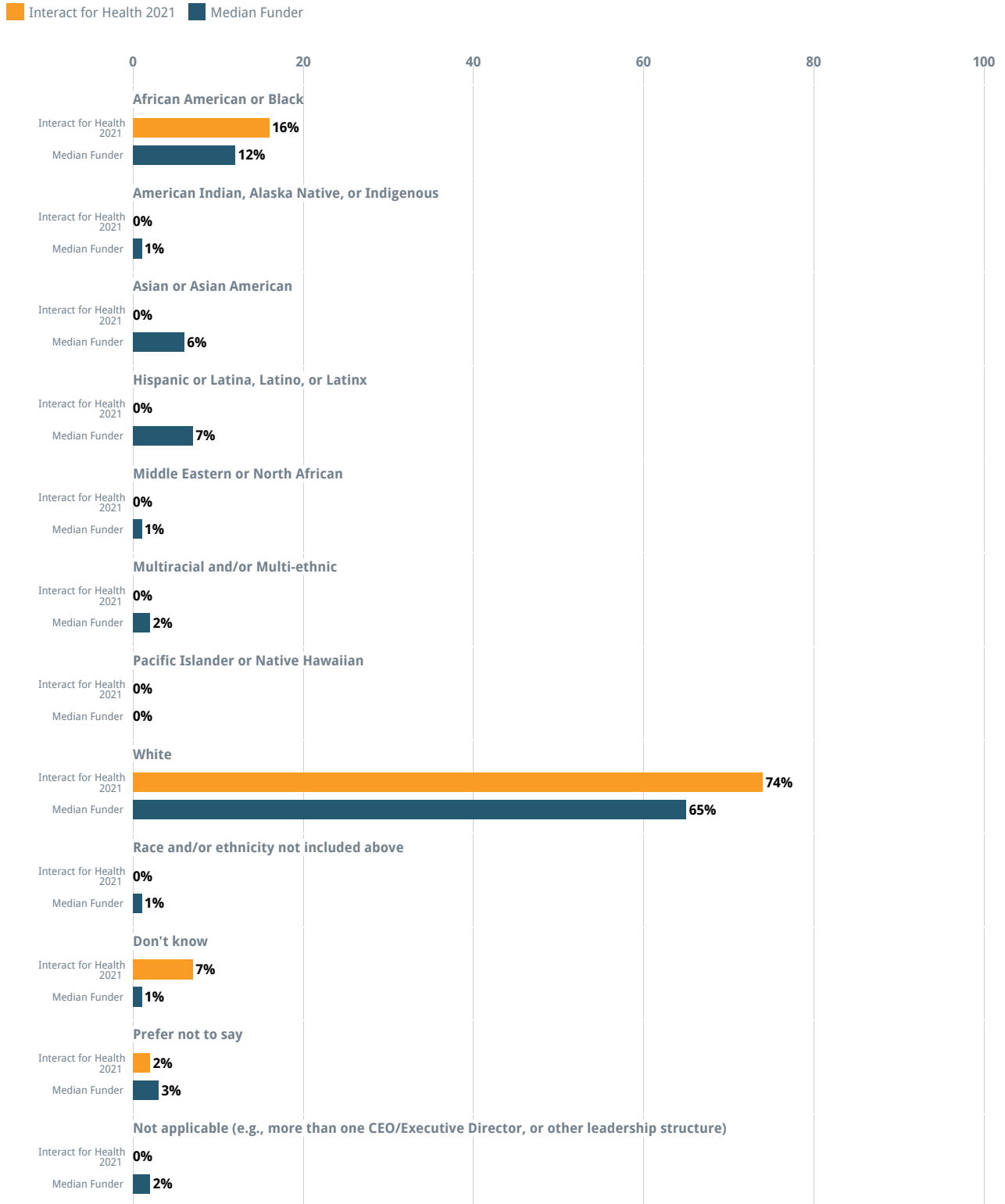
Please select the option that represents how the CEO/Executive Director of your organization describes themselves:



Cohort: None Past results: on

The subsequent question was recently added to the grantee survey and depicts data from approximately 25-50 funders in CEP's dataset.

How would you describe the race and/or ethnicity of the CEO/Executive Director of your organization?



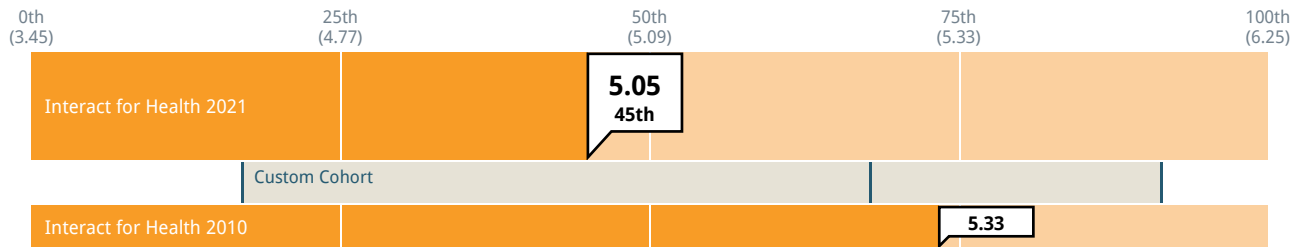
Cohort: None Past results: on

Selected Cohort: None		
Does the CEO/Executive Director of your organization identify as a person of color?	Interact for Health 2021	Average Funder
Yes	16%	27%
No	74%	67%
Don't know	7%	5%
Prefer not to say	2%	1%

Grant Processes

How helpful was participating in Interact for Health's selection process in strengthening the organization/program funded by the grant?

1 = Not at all helpful 7 = Extremely helpful

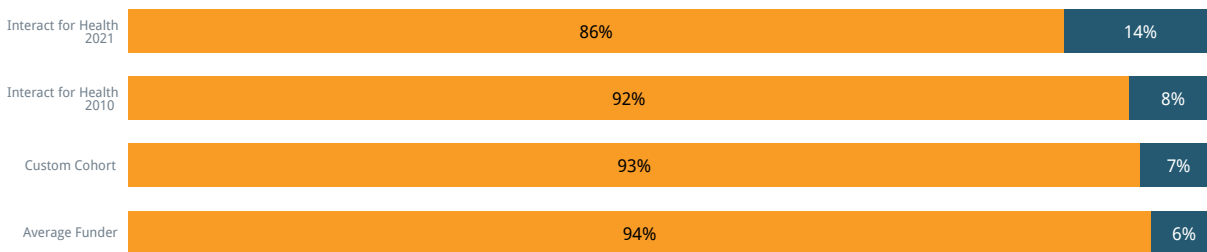


Cohort: Custom Cohort Past results: on Subgroup: None

Selection Process

Did you submit an application for this grant?

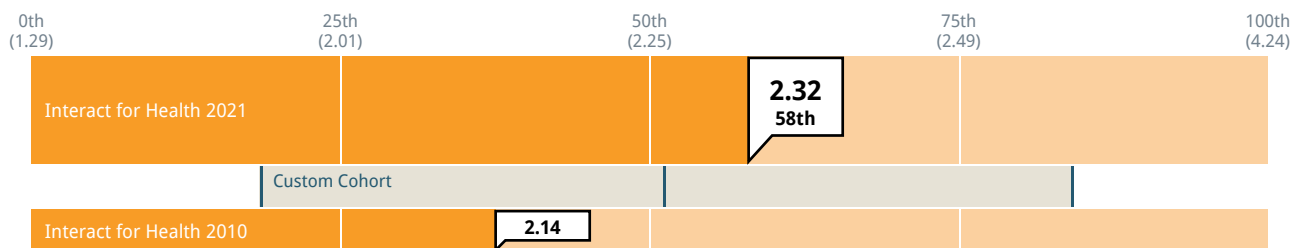
Submitted an application Did not submit an application



Cohort: Custom Cohort Past results: on

As you developed your grant application, how much pressure did you feel to modify your organization's priorities in order to create a grant application that was likely to receive funding?

1 = No pressure 7 = Significant pressure



Cohort: Custom Cohort Past results: on Subgroup: None

Time Between Submission and Clear Commitment

“How much time elapsed from the submission of the grant proposal to clear commitment of funding?”

Selected Cohort: Custom Cohort

Time Elapsed from Submission of Application to Clear Commitment of Funding	Interact for Health 2021	Interact for Health 2010	Average Funder	Custom Cohort
Less than 3 months	73%	72%	62%	65%
4 - 6 months	19%	24%	29%	28%
7 - 12 months	5%	4%	7%	5%
More than 12 months	3%	0%	2%	1%

Selected Subgroup: None

Time Elapsed from Submission of Application to Clear Commitment of Funding (By Subgroup)

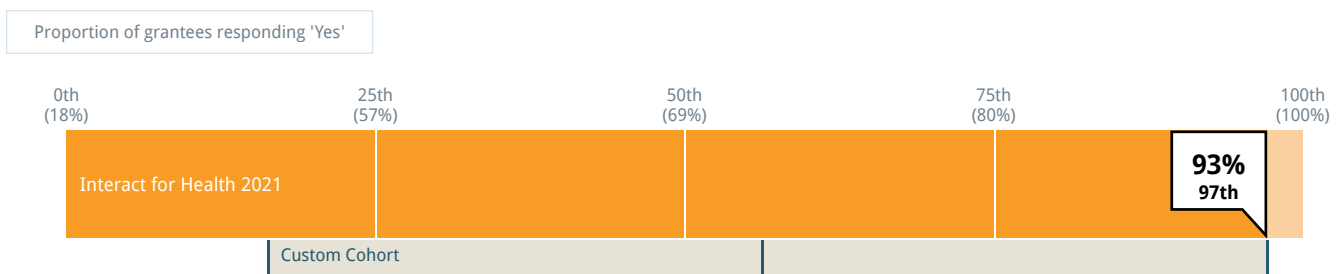
Less than 3 months
4 - 6 months
7 - 12 months
More than 12 months

Reporting and Evaluation Process

Definition of Reporting and Evaluation

- "Reporting" - Interact for Health's standard oversight, monitoring, and grant reporting.
- "Evaluation" - formal activities *beyond reporting* undertaken by Interact for Health to assess or learn about a grant, a program, or Interact for Health's efforts.

At any point during the application or the grant period, did Interact for Health and your organization exchange ideas regarding how your organization would assess the results of the work funded by this grant?



Cohort: Custom Cohort Past results: on Subgroup: None

Participation in Reporting and/or Evaluation Processes

■ Participated in a reporting process only
 ■ Participated in an evaluation process only
 ■ Participated in both a reporting and an evaluation process
 ■ Participated in neither a reporting nor an evaluation process



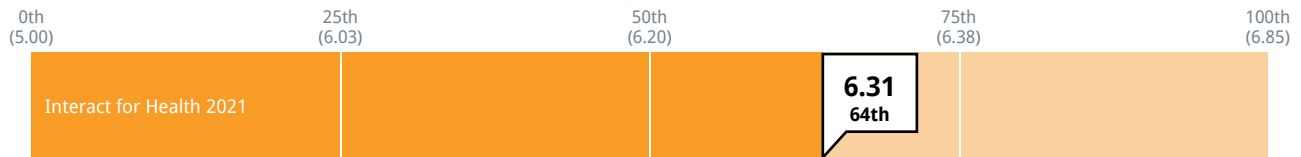
Cohort: None Past results: on

Reporting Process

The following questions were only asked of grantees that indicated having participated in a reporting process. See the "Reporting and Evaluation Process" page for data on the proportion of grantees participating in this process.

To what extent was Interact for Health's reporting process straightforward?


1 = Not at all 7 = To a great extent



Cohort: None Past results: on Subgroup: None

To what extent was Interact for Health's reporting process adaptable, if necessary, to fit your circumstances?

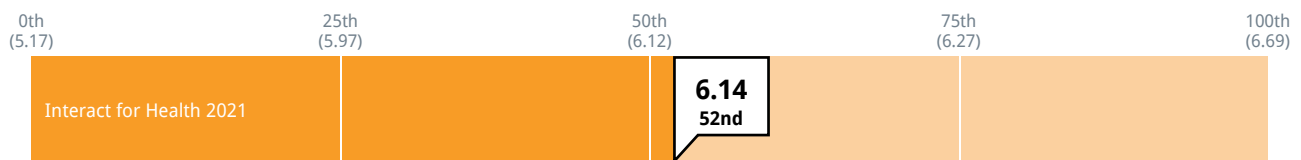
1 = Not at all 7 = To a great extent



Cohort: None Past results: on Subgroup: None

To what extent was Interact for Health's reporting process relevant, with questions and measures pertinent to the work funded by this grant?

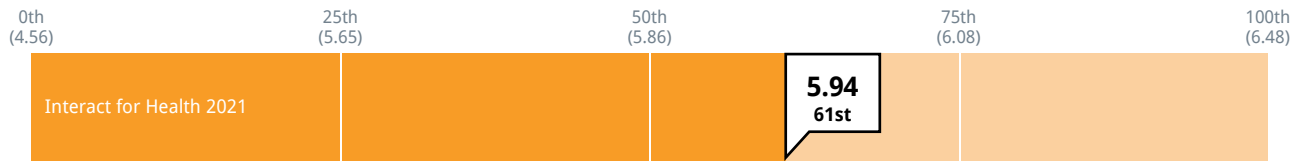
1 = Not at all 7 = To a great extent



Cohort: None Past results: on Subgroup: None

To what extent was Interact for Health's reporting process a helpful opportunity for you to reflect and learn?

1 = Not at all 7 = To a great extent



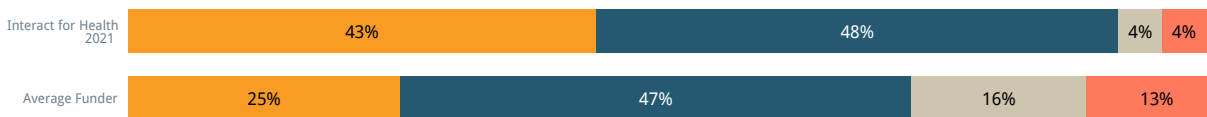
Cohort: None Past results: on Subgroup: None

Evaluation Process

The following questions were only asked of grantees that indicated having participated in an evaluation process. See the "Reporting and Evaluation Process" page for data on the proportion of grantees participating in this process.

Who was primarily responsible for carrying out the evaluation?

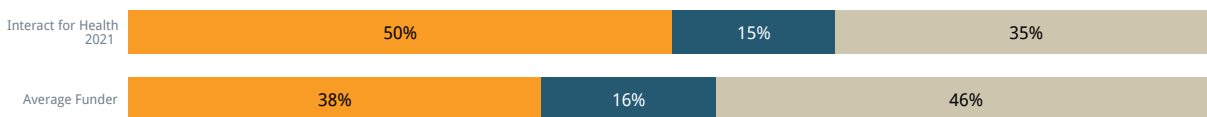
■ Evaluation staff at Interact for Health
 ■ Evaluation staff at your organization
 ■ External evaluator, chosen by Interact for Health
 ■ External evaluator, chosen by your organization



Cohort: None Past results: on

Did Interact for Health provide financial support for the evaluation?

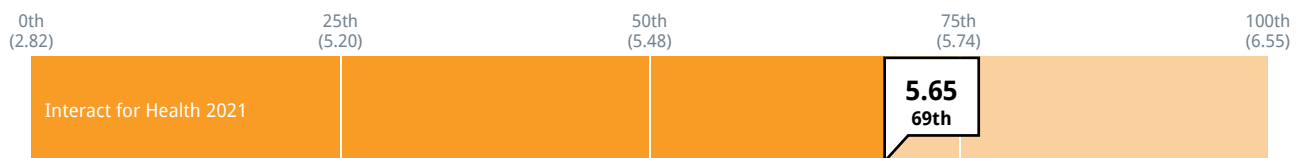
■ Yes, the evaluation's costs were fully funded by Interact for Health
 ■ Yes, the evaluation's costs were partially funded by Interact for Health
 ■ No, the evaluation's costs were not funded by Interact for Health



Cohort: None Past results: on

To what extent did the evaluation incorporate input from your organization in the design of the evaluation?

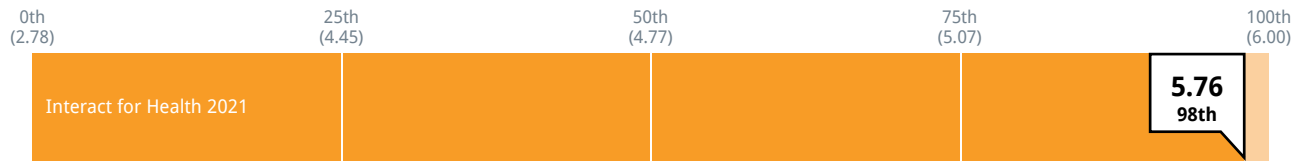
1 = Not at all 7 = To a great extent



Cohort: None Past results: on Subgroup: None

To what extent did the evaluation result in your organization making changes to the work that was evaluated?

1 = Not at all 7 = To a great extent

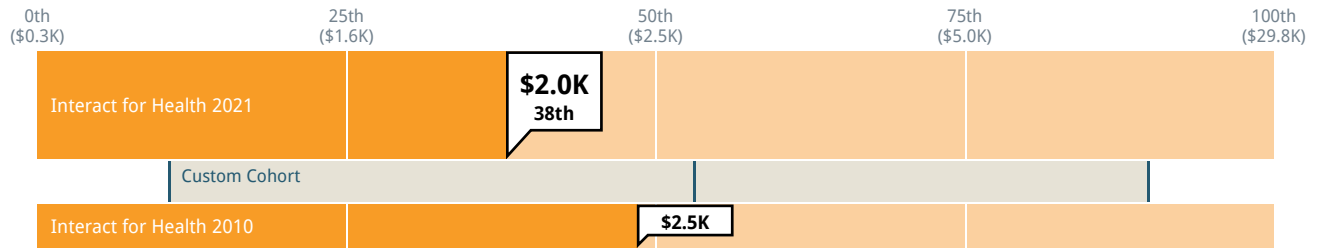


Cohort: None Past results: on Subgroup: None

Dollar Return and Time Spent on Processes

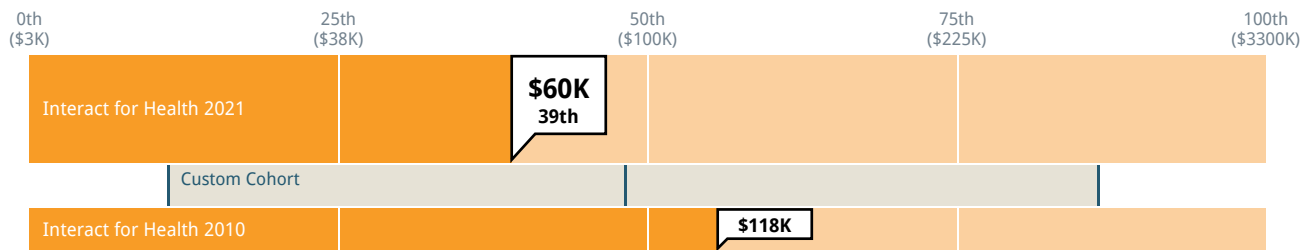
Dollar Return: Median grant dollars awarded per process hour required

Includes total grant dollars awarded and total time necessary to fulfill the requirements over the lifetime of the grant



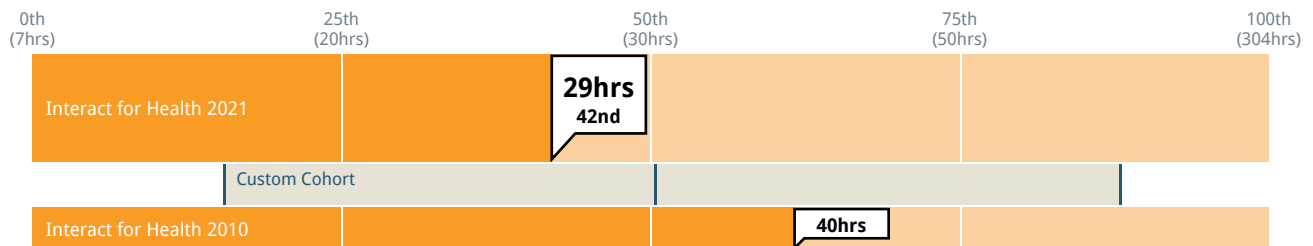
Cohort: Custom Cohort Past results: on Subgroup: None

Median Grant Size



Cohort: Custom Cohort Past results: on Subgroup: None

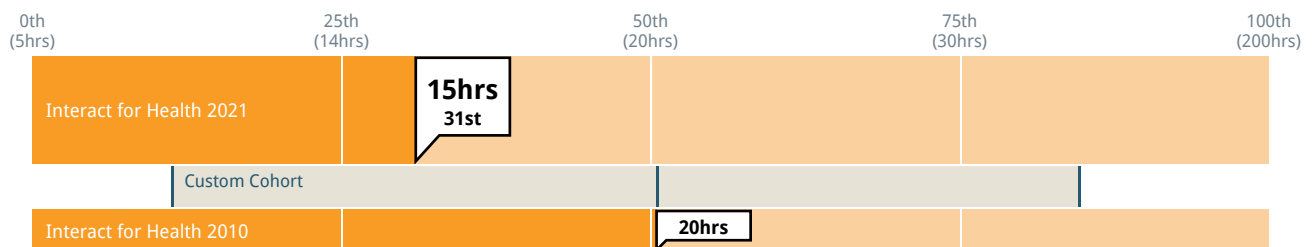
Median hours spent by grantees on funder requirements over grant lifetime



Cohort: Custom Cohort Past results: on Subgroup: None

Time Spent on Selection Process

Median Hours Spent on Application and Selection Process



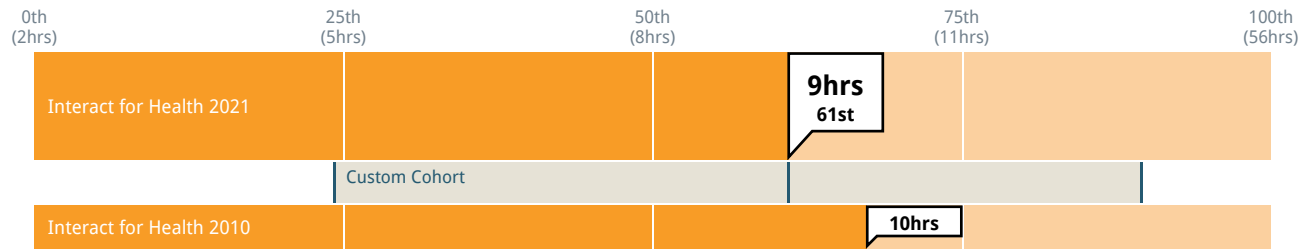
Cohort: Custom Cohort Past results: on Subgroup: None

Selected Cohort: Custom Cohort				
Time Spent On Application And Selection Process	Interact for Health 2021	Interact for Health 2010	Average Funder	Custom Cohort
1 to 9 hours	37%	10%	22%	22%
10 to 19 hours	22%	29%	21%	19%
20 to 29 hours	12%	20%	17%	19%
30 to 39 hours	5%	8%	7%	9%
40 to 49 hours	15%	13%	11%	14%
50 to 99 hours	10%	12%	11%	11%
100 to 199 hours	0%	5%	6%	5%
200+ hours	0%	2%	3%	1%

Selected Subgroup: None
Time Spent On Application And Selection Process (By Subgroup)
1 to 9 hours
10 to 19 hours
20 to 29 hours
30 to 39 hours
40 to 49 hours
50 to 99 hours
100 to 199 hours
200+ hours

Time Spent on Reporting and Evaluation Process

Median Hours Spent on Monitoring, Reporting and Evaluation Process Per Year



Cohort: Custom Cohort Past results: on Subgroup: None

Selected Cohort: Custom Cohort				
Time Spent On Monitoring, Reporting, And Evaluation Process (Annualized)	Interact for Health 2021	Interact for Health 2010	Average Funder	Custom Cohort
1 to 9 hours	50%	49%	54%	49%
10 to 19 hours	26%	18%	20%	22%
20 to 29 hours	5%	5%	10%	13%
30 to 39 hours	5%	8%	3%	3%
40 to 49 hours	5%	7%	4%	3%
50 to 99 hours	7%	7%	5%	6%
100+ hours	2%	7%	5%	5%

Selected Subgroup: None
Time Spent On Monitoring, Reporting, And Evaluation Process (Annualized) (By Subgroup)
1 to 9 hours
10 to 19 hours
20 to 29 hours
30 to 39 hours
40 to 49 hours
50 to 99 hours
100+ hours

Non-Monetary Assistance

The following questions were recently added to the grantee survey and depict comparative data from 25-50 funders in the dataset.

Did you receive any non-monetary support from Interact for Health during this grant period?

Yes No



Cohort: None Past results: on

How would you describe the benefit - to your organization or work - of any non-monetary support that you received?

No benefit A minor benefit A moderate benefit A major benefit

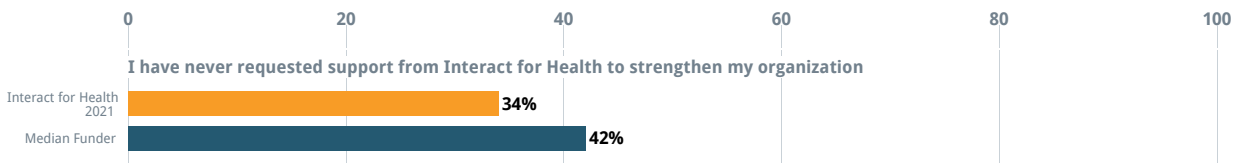


Cohort: None Past results: on

The following question was recently added to the grantee survey and depicts comparative data from over 100 funders in the dataset.

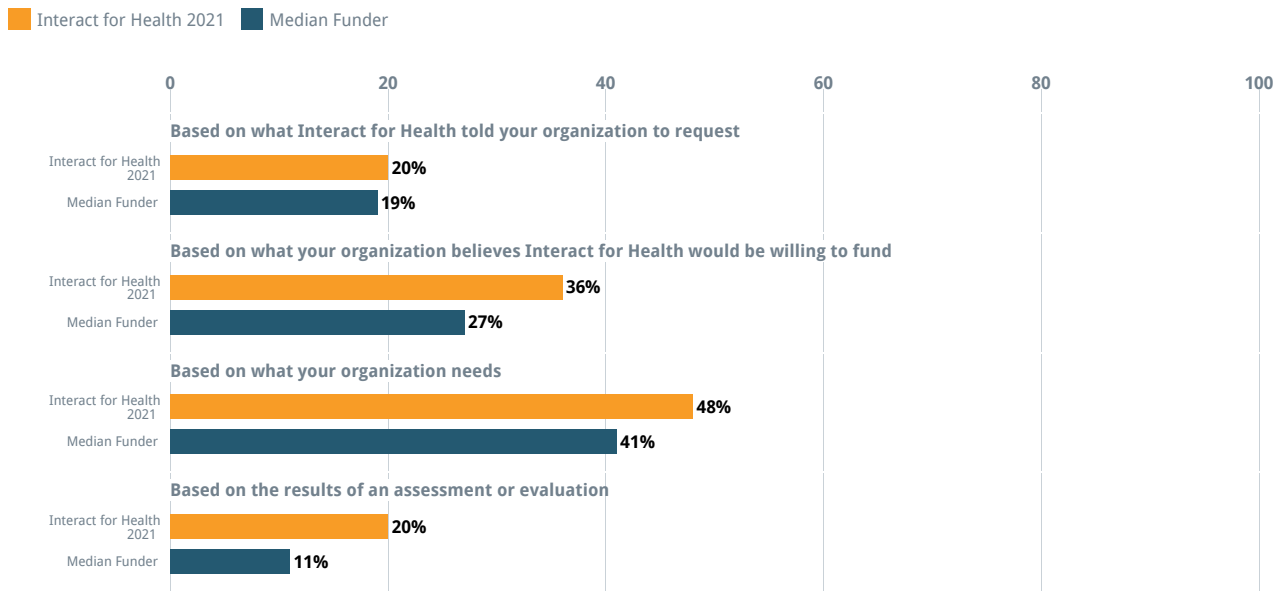
Have you ever requested support from Interact for Health to help strengthen your organization?

Interact for Health 2021 Median Funder



Cohort: None Past results: on

If you have ever requested support from Interact for Health to help strengthen your organization, how did you determine what specific support to ask for?



Cohort: None Past results: on

Customized Questions

The following questions were asked only of those respondents who were tagged to the Foundant Grants Management System.

How strongly do you agree or disagree with the following statements concerning Interact for Health's online application and reporting system and processes ("the online grants portal")?

1 = Strongly disagree 4 = Neither agree nor disagree 7 = Strongly agree

Interact for Health 2021



Cohort: None Past results: on

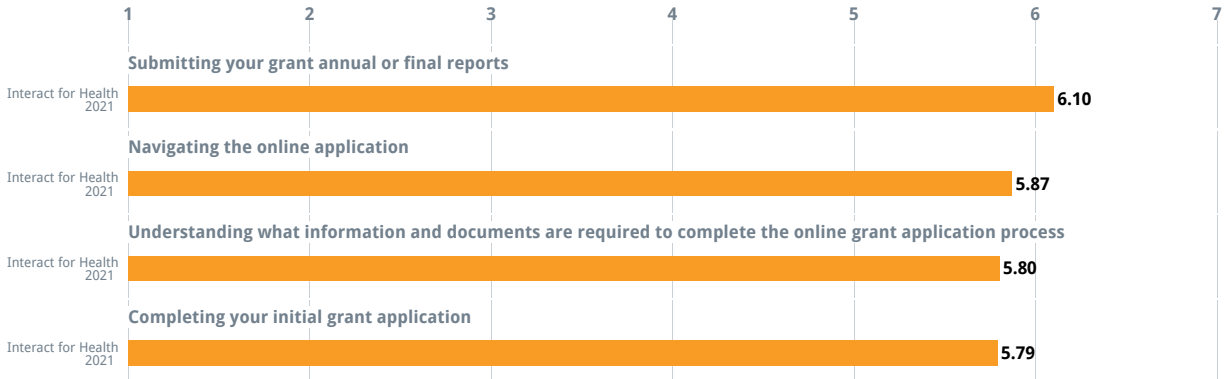
The results of the following selections for this question are not displayed because they did not meet the threshold of 10 respondents:

- Submitting a variance for your grant (to request a change to your grant scope, length, or budget)
- Completing your grant Evaluation Plan, if applicable

Please rate how easy or difficult you found the following tasks related to Interact for Health's online application and reporting system and processes ("the online grants portal").

1 = Extremely difficult 4 = Neither easy nor difficult 7 = Extremely easy

Interact for Health 2021



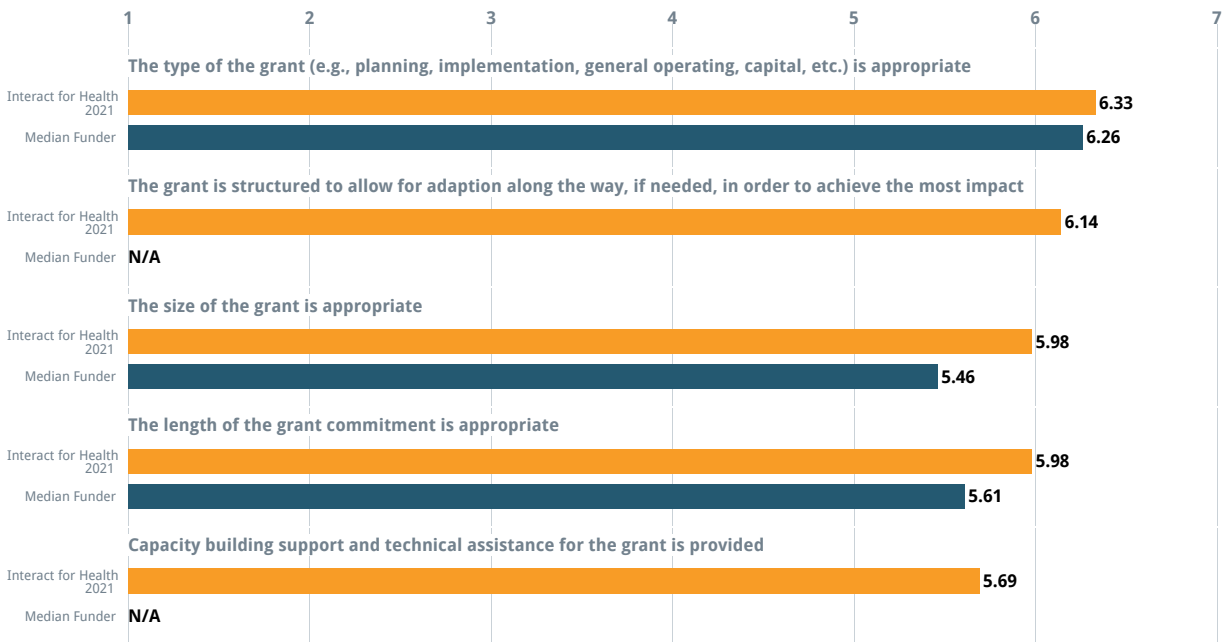
Cohort: None Past results: on

The following questions were asked of all survey respondents.

In order to achieve the specific results Interact for Health expects to achieve through this grant...

1 = Strongly disagree 4 = Neither agree nor disagree 7 = Strongly agree

Interact for Health 2021 Median Funder

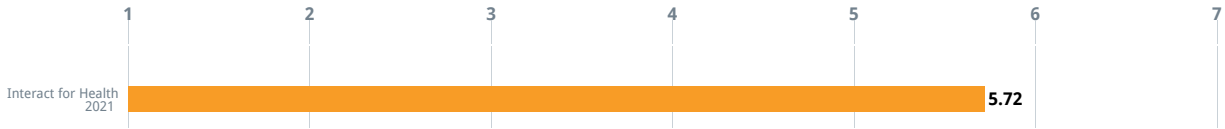


Cohort: None Past results: on

Overall, how would you rate Interact for Health's efforts to engage the community in its work? (i.e. listening to community needs and providing relevant funding)

1 = Limited engagement of the community 7 = Proactive intentional engagement of the community

Interact for Health 2021



Cohort: None Past results: on

Grantees' Open-Ended Comments

In the Grantee Perception Report survey, CEP asks four open-ended questions:

1. "Please comment on what you think Interact for Health could do to make even more of a difference in responding to the pandemic, the movement for racial justice and greater equity, or other related issues - for your beneficiaries, your organization, or your fields or communities."
2. "Please comment on the quality of Interact for Health's processes, interactions, and communications."
3. "Please comment on the impact Interact for Health is having on your field, community, or organization."
4. "What specific improvements would you suggest that would make Interact for Health a better funder?"

To download the full set of grantee comments and suggestions, please refer to the "Attachments" dropdown menu at the top right of your report. Please note that some comments may be redacted or removed to protect the confidentiality of respondents.

CEP's Qualitative Analysis

CEP thoroughly reviews each comment submitted and conducts comprehensive qualitative analysis on two of these questions in the GPR.

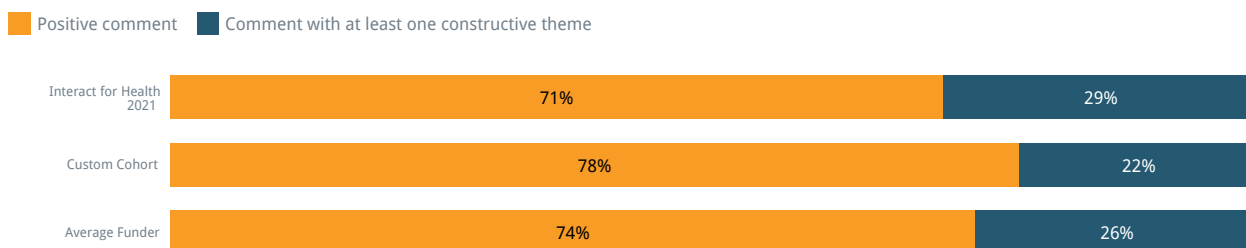
The following pages outline the results of CEP's analyses.

Quality of Processes, Interactions and Communications

Grantees were asked to comment on the quality of Interact for Health's processes, interactions, and communications. Their comments were then categorized by the nature of their content, specifically whether the content is positive, neutral or constructive.

For a comment to be categorized as constructive, there must have been at least one constructive topic in its content.

Positivity of Comments about the Quality of Interact for Health's Processes, Interactions, and Communications



Cohort: Custom Cohort Past results: on

Grantees' Suggestions

Grantees were asked to provide any suggestions for how the Foundation could improve. The 44 grantees that responded to the survey provided 22 constructive suggestions. These suggestions were thematically categorized by CEP and grouped into the topics below.

Proportion of Grantee Suggestions by Topic

Topic of Suggestion	Proportion
Diversity, Equity, and Inclusion	18%
Impact on and Understanding of Grantees' Fields	18%
Grant Application and Selection Processes	14%
Grantmaking Characteristics	14%
IFH Communications	9%
Impact on and Understanding of Grantees' Organizations and Communities	9%
Reporting and Evaluation Processes	9%

Topic of Suggestion	Proportion
Other	9%

Selected Comments

Grantees were asked to provide any suggestions for how Interact for Health could improve. The 44 grantees that responded to the survey provided a total of 22 distinct suggestions. These suggestions were thematically categorized by CEP and grouped into the topics below.

Diversity, Equity, and Inclusion (18% N=4)

- Clearer Commitment and More Actions related to DEI (N = 3)
 - "Perhaps bringing more educational/training opportunities around issues like DEI either virtually or in person would ensure they're seen as a partner in that space."
 - "More of an explicit racial equity focus in its funding priorities."
 - "Racial Equity Matters Training; Racial Healing Circles"
- Diversification of IFH Leadership (N = 1)
 - "Diversify the leadership."

Impact on and Understanding of Grantees' Fields (18% N=4)

- Orientation Change (N = 3)
 - "For our specific field, I'd like to see Interact expand beyond Narcan distribution (which is crucially important) to services like wound care, HCV and HIV screening, syringe services, fentanyl test strip distribution and other forms of drug testing, etc. Narcan should be viewed as a starting point."
 - "Being less prescriptive and allowing grants to be more grantee/beneficiary directed."
 - "Also, Interact could/should broaden their scope to other areas of health care outside of Heroin harm reduction, tobacco use cessation, and primary school health programs."
- Other (N = 1)
 - "I think Interact has come a long way to make their priorities known, but new priorities seem to take away direct support for other issues"

Grant Application and Selection Processes (14% N=3)

- More Flexibility in Guidelines to Receive Funding (N = 1)
 - "While we felt like our work was a match for Interact's goals, we didn't fit into the three focus areas specifically, so it took us much longer to receive funding"
- More Timely Grant Approval (N = 1)
 - "It would also help if communication was improved so that grant processing/approval could be more timely."
- Streamlining Selection Processes (N = 1)
 - "...the process is extremely labor intensive - especially for those who have been partners for years."

Grantmaking Characteristics (14% N=3)

- Grant Length (N = 2)
 - "The annual nature of grants makes it more challenging for planning and execution in a pretty short window."
 - "...long-term project awards"
- Grant Size (N = 1)
 - "Larger... project awards"

IFH Communications (9% N=2)

- Clearer Communications about IFH's Goals (N = 2)
 - "... it is unclear what direction the foundation is heading"
 - "I understand their structure and scope of work is changing, so it's unclear to me if their funding priorities will bolster our mission when securing future grants."

Impact on and Understanding of Grantees' Organizations and Communities (9% N=2)

- Deeper Understanding of Organizations' Needs (N = 1)
 - "Having IFH be open to understanding what organizations need would be helpful versus what IFH is willing to fund"
- Prioritize Understanding of Community Needs (N = 1)
 - "IFH needs to assure that they are meeting the needs of our region and not duplicating efforts."

Reporting and Evaluation Processes (9% N=2)

- Clearer Communications about Reporting Processes (N = 1)
 - "The forms of calendaring grant and report due dates seem to have changed over the years. Hope to catch up with the new pattern."
- Other (N = 1)
 - "The focus on outcomes has overwhelmed some of the other considerations in funding boots on the ground programs"

Other (9% N=2)

- Other (N = 2)
 - "Treating all with dignity and respect. The current grant staff member is very good at this and has been such a welcome change. In the past, this was not the case."
 - "More assistance in connecting grantees with others that may advance their work."

Contextual Data

Please note that all information below is based on self-reported data from grantees.

Grantmaking Characteristics

Selected Cohort: Custom Cohort				
Length of Grant Awarded	Interact for Health 2021	Interact for Health 2010	Median Funder	Custom Cohort
Average grant length	1.7 years	2.5 years	2.2 years	1.8 years

Selected Cohort: Custom Cohort				
Length of Grant Awarded	Interact for Health 2021	Interact for Health 2010	Average Funder	Custom Cohort
0 - 1.99 years	59%	25%	47%	58%
2 - 2.99 years	16%	24%	22%	23%
3 - 3.99 years	20%	43%	19%	10%
4 - 4.99 years	5%	3%	4%	3%
5 - 50 years	0%	4%	8%	6%

Selected Cohort: None		
Proportion of Unrestricted Funding	Interact for Health 2021	Average Funder
No, this funding was not restricted to a specific use (i.e. general operating, core support)	14%	24%
Yes, this funding was restricted to a specific use (e.g. supported a specific program, project, capital need, etc.)	86%	76%

Grantmaking Characteristics - By Subgroup

Selected Subgroup: None	
Length of Grant Awarded (By Subgroup)	
Average grant length	

Selected Subgroup: None	
Length of Grant Awarded (By Subgroup)	
0 - 1.99 years	
2 - 2.99 years	
3 - 3.99 years	
4 - 4.99 years	
5 - 50 years	

Selected Subgroup: None	
Proportion of Unrestricted Funding (By Subgroup)	
No, this funding was not restricted to a specific use (i.e. general operating, core support)	
Yes, this funding was restricted to a specific use (e.g. supported a specific program, project, capital need, etc.)	

Grant Size

Selected Cohort: Custom Cohort				
Grant Amount Awarded	Interact for Health 2021	Interact for Health 2010	Median Funder	Custom Cohort
Median grant size	\$60K	\$118K	\$100K	\$94.2K

Selected Cohort: Custom Cohort				
Grant Amount Awarded	Interact for Health 2021	Interact for Health 2010	Average Funder	Custom Cohort
Less than \$10K	2%	0%	9%	6%
\$10K - \$24K	15%	3%	12%	13%
\$25K - \$49K	22%	9%	13%	12%
\$50K - \$99K	22%	32%	14%	16%
\$100K - \$149K	17%	9%	9%	13%
\$150K - \$299K	17%	33%	16%	19%
\$300K - \$499K	5%	10%	9%	10%
\$500K - \$999K	0%	4%	8%	5%
\$1MM and above	0%	0%	9%	5%

Selected Cohort: Custom Cohort				
Median Percent of Budget Funded by Grant (Annualized)	Interact for Health 2021	Interact for Health 2010	Median Funder	Custom Cohort
Size of grant relative to size of grantee budget	2%	1%	4%	4%

Grant Size - By Subgroup

Selected Subgroup: None
Grant Amount Awarded (By Subgroup)
Median grant size

Selected Subgroup: None
Grant Amount Awarded (By Subgroup)
Less than \$10K
\$10K - \$24K
\$25K - \$49K
\$50K - \$99K
\$100K - \$149K
\$150K - \$299K
\$300K - \$499K
\$500K - \$999K
\$1MM and above

Selected Subgroup: None
Median Percent of Budget Funded by Grant (Annualized) (By Subgroup)
Size of grant relative to size of grantee budget

Grantee Characteristics

Selected Cohort: Custom Cohort				
Operating Budget of Grantee Organization	Interact for Health 2021	Interact for Health 2010	Median Funder	Custom Cohort
Median Budget	\$3.8M	\$6.1M	\$1.5M	\$2.3M

Selected Cohort: Custom Cohort				
Operating Budget of Grantee Organization	Interact for Health 2021	Interact for Health 2010	Average Funder	Custom Cohort
<\$100K	5%	6%	8%	6%
\$100K - \$499K	22%	9%	19%	20%
\$500K - \$999K	18%	8%	13%	13%
\$1MM - \$4.9MM	8%	22%	30%	27%
\$5MM - \$24MM	35%	36%	18%	21%
>=\$25MM	12%	19%	12%	13%

Grantee Characteristics - By Subgroup

Selected Subgroup: None	
Operating Budget of Grantee Organization (By Subgroup)	
Median Budget	

Selected Subgroup: None	
Operating Budget of Grantee Organization (By Subgroup)	
<\$100K	
\$100K - \$499K	
\$500K - \$999K	
\$1MM - \$4.9MM	
\$5MM - \$24MM	
>=\$25MM	

Funding Relationship

Selected Cohort: Custom Cohort				
Funding Status	Interact for Health 2021	Interact for Health 2010	Median Funder	Custom Cohort
Percent of grantees currently receiving funding from Interact for Health	80%	79%	82%	79%

Selected Cohort: Custom Cohort				
Pattern of Grantees' Funding Relationship with Interact for Health	Interact for Health 2021	Interact for Health 2010	Average Funder	Custom Cohort
First grant received from Interact for Health	26%	26%	29%	33%
Consistent funding in the past	53%	53%	54%	45%
Inconsistent funding in the past	21%	21%	18%	22%

Funding Relationship - by Subgroup

Selected Subgroup: None	
Funding Status (By Subgroup)	
Percent of grantees currently receiving funding from Interact for Health	

Selected Subgroup: None	
Pattern of Grantees' Funding Relationship with Interact for Health (By Subgroup)	
First grant received from Interact for Health	
Consistent funding in the past	
Inconsistent funding in the past	

Funder Characteristics

Selected Cohort: Custom Cohort				
Financial Information	Interact for Health 2021	Interact for Health 2010	Median Funder	Custom Cohort
Total assets	\$228.2M	\$173M	\$243M	\$229M
Total giving	\$2.8M	\$10.3M	\$18.3M	\$7.9M

Selected Cohort: Custom Cohort				
Funder Staffing	Interact for Health 2021	Interact for Health 2010	Median Funder	Custom Cohort
Total staff (FTEs)	22	20	17	12
Percent of staff who are program staff	82%	45%	43%	44%

Selected Cohort: Custom Cohort				
Grantmaking Processes	Interact for Health 2021	Interact for Health 2010	Median Funder	Custom Cohort
Proportion of grants that are invitation-only	25%	61%	43%	18%
Proportion of grantmaking dollars that are invitation-only	40%	76%	60%	30%

Additional Survey Information

On many questions in the grantee survey, grantees are allowed to select “don’t know” or “not applicable” if they are not able to provide an alternative answer. In addition, some questions in the survey are only displayed to a select group of grantees for which that question is relevant based on a previous response.

As a result, there are some measures where only a subset of responses is included in the reported results. The table below shows the number of responses included on each of these measures. The total number of respondents to Interact for Health’s grantee survey was 44.

Question Text	Number of Responses
Overall, how would you rate Interact for Health's impact on your field?	44
How well does Interact for Health understand the field in which you work?	44
To what extent has Interact for Health advanced the state of knowledge in your field?	41
To what extent has Interact for Health affected public policy in your field?	36
Overall, how would you rate Interact for Health's impact on your local community?	44
How well does Interact for Health understand the local community in which you work?	44
How well does Interact for Health understand the social, cultural, or socioeconomic factors that affect your work?	44
How well does Interact for Health understand your organization's strategy and goals?	44
How consistent was the information provided by different communication resources, both personal and written, that you used to learn about Interact for Health?	40
How well do you understand the way in which the work funded by this grant fits into Interact for Health's broader efforts?	43
How often do/did you have contact with your program officer during this grant?	43
Who most frequently initiated the contact you had with your program officer during this grant?	41
Has your main contact at Interact for Health changed in the past six months?	43
Did you receive any non-monetary support from Interact for Health during this grant period?	39
Did you submit a proposal to Interact for Health for this grant?	44
As you developed your grant proposal, how much pressure did you feel to modify your organization's priorities in order to create a grant proposal that was likely to receive funding?	38
How much time elapsed from the submission of the grant proposal to clear commitment of funding?	37
Are you currently receiving funding from Interact for Health?	44
Which of the following best describes the pattern of your organization's funding relationship with Interact for Health?	43
How well does Interact for Health understand your intended beneficiaries' needs?	43
To what extent do Interact for Health's funding priorities reflect a deep understanding of your intended beneficiaries' needs?	43
Have you participated in a reporting or evaluation process?	43
To what extent was Interact for Health's reporting process...Adaptable, if necessary, to fit your circumstances?	33
To what extent was Interact for Health's reporting process...A helpful opportunity for you to reflect and learn?	36
To what extent was Interact for Health's reporting process...Relevant, with questions and measures pertinent to the work funded by this grant?	36
To what extent was Interact for Health's reporting process...Straightforward?	35
Did Interact for Health provide financial support for the evaluation?	20
To what extent did the evaluation...Result in you making changes to the work that was evaluated?	21
To what extent did the evaluation...Incorporate your input in the design of the evaluation?	23
Understanding Summary Measure	43
To what extent did Interact for Health exhibit the following during this grant...Trust in your organization's staff	44
To what extent did Interact for Health exhibit the following during this grant...Candor about Interact for Health's perspectives on your work	44
To what extent did Interact for Health exhibit the following during this grant...Respectful interaction	44

Question Text	Number of Responses
To what extent did Interact for Health exhibit the following during this grant...Compassion for those affected by your work	44
Was the funding you received restricted to a specific use?	44
If you have ever requested support from Interact for Health to help strengthen your organization, how did you determine what specific support to ask for?	
Based on what Interact for Health told your organization to request	44
Based on what your organization believes Interact for Health would be willing to fund	44
Based on what your organization needs	44
Based on the results of an assessment or evaluation	44
Not applicable - I have never requested support from Interact for Health to strengthen my organization	44
Please rate the extent to which you agree or disagree with the following statements about Diversity, Equity and Inclusion:	
Interact for Health has clearly communicated what Diversity, Equity and Inclusion means for its work	42
Overall, Interact for Health demonstrates an explicit commitment to Diversity, Equity and Inclusion in its work	41
Overall, most staff I have interacted with at Interact for Health embody a strong commitment to Diversity, Equity and Inclusion	37
I believe that Interact for Health is committed to combatting racism	38
Are the efforts funded by this grant primarily meant to benefit historically disadvantaged groups?	43
Demographic Questions	
How would you describe the race and/or ethnicity of the CEO/Executive Director of your organization?	43
Does the CEO/Executive Director of your organization identify as a person of color?	43
Please select the option that represents how the CEO/Executive Director of your organization describes themselves?	43
COVID-19	
How would you rate the effectiveness of Interact for Health's response to the COVID-19 pandemic?	31
How would you rate the effectiveness of Interact for Health's response to the movement for racial justice?	26
How strongly do you agree or disagree with the following statements concerning Interact for Health's online application and reporting system and processes ("the online grants portal")?	
Compared to a paper-based process, the online processes saved time	18
The online grants portal was easy to use	17
If technical assistance was needed to use the online grants portal, Interact for Health staff were helpful	10
The online grants portal enhanced communication and coordination with Interact for Health	17
When searching for information or documents related to the grant, they were easy to find in the online grants portal	17
Instructions provided on the online grants portal were clear	18
After the grant was awarded, the grant reporting functions within the online grants portal were convenient	18
I would benefit from additional technical assistance, training, or help from Interact for Health staff to use and navigate the online grants portal	17
Please rate how easy or difficult you found the following tasks related to Interact for Health's online application and reporting system and processes ("the online grants portal").	
Understanding what information and documents are required to complete the online grant application process	15
Navigating the online application	15
Completing your initial grant application	14
Submitting a variance for your grant to request a change to your grant scope, length, or budget	8
Completing your grant Evaluation Plan, if applicable	9
Submitting your grant annual or final reports	10
In order to achieve the specific results Interact for Health expects to achieve through this grant...	
The size of the grant is appropriate	43

Question Text	Number of Responses
The length of the grant commitment is appropriate	43
The type of the grant (e.g., planning, implementation, general operating, capital, etc.) is appropriate	43
The grant is structured to allow for adaption along the way, if needed, in order to achieve the most impact	43
Capacity building support and technical assistance for the grant is provided	36
Overall, how would you rate Interact for Health's efforts to engage the community in its work? (i.e. listening to community needs and providing relevant funding)	40

About CEP and Contact Information

Mission:

CEP provides data, feedback, programs, and insights to help individual and institutional donors improve their effectiveness. We do this work because we believe effective donors, working collaboratively and thoughtfully, can profoundly contribute to creating a better and more just world.

Vision:

We seek a world in which pressing social needs are more effectively addressed.

We believe improved performance of philanthropic funders can have a profoundly positive impact on nonprofit organizations and the people and communities they serve.

Although our work is about measuring results, providing useful data, and improving performance, our ultimate goal is improving lives. We believe this can only be achieved through a powerful combination of dispassionate analysis and passionate commitment to creating a better society.

About the GPR

Since 2003, the Grantee Perception Report® (GPR) has provided funders with comparative, candid feedback based on grantee perceptions. The GPR is the only grantee survey process that provides comparative data, and is based on extensive research and analysis. Hundreds of funders of all types and sizes have commissioned the GPR, and tens of thousands of grantees have provided their perspectives to help funders improve their work. CEP has surveyed grantees in more than 150 countries and in 8 different languages.

The GPR's quantitative and qualitative data helps foundation leaders evaluate and understand their grantees' perceptions of their effectiveness, and how that compares to their philanthropic peers.

Contact Information

Della Menhaj, Manager
(617) 492-0800 ext. 167
dellam@cep.org

Emma Relle, Analyst
(617) 492-0800 ext. 312
emmar@cep.org